



Grant Thornton

Monthly Independent Verification and Validation Assessment Report

Florida Planning, Accounting and Ledger Management (PALM)
Project

June 2016

Date: 07/13/2016

Version 1.0

Table of Contents

Executive Summary	4
Key Project Indicators	5
Assessment of Project Risk	5
Findings Addressed This Assessment Period	6
Summary Findings and Recommendations	6
Detailed Assessment	7
1. Project Execution - Mandated Criteria	7
1.1 Scope Management and Change Control	7
1.2 Schedule Management	8
1.3 Cost Management	10
1.4 Risk Management	12
1.5 Issue Management	14
2. Project Governance	15
2.1 Governance	15
2.2 Decision Management	16
3 Project Execution – Additional Criteria	18
3.1 Performance Management	18
3.2 Staffing Management	19
3.3 Action Item Management	22
4 Procurement and Contracts	23
4.1 Procurement and Vendor Management	23
5. Quality Management	26
5.1 Quality Management	26
5.2 Deliverable Management	28
5.3 Lessons Learned Management	29
6. Communications and Outreach	30

6.1 Communications Management	30
6.2 Stakeholder Management.....	31
6.3 Content Management	33
6.4 Collaboration Management.....	34
Appendix 1. Project Element Value Assessment and Mapping.....	35
Value Map Approach	35
Process Values	36
Appendix 2. Interviews and Meetings Summary	37
Appendix 3. Project Documentation Reviewed	38

Executive Summary

Grant Thornton is independently assessing the Florida PALM Project, providing observations and recommendations on the program management processes in place to manage, monitor and control the Florida PALM Project through its current phase, known as Pre-Design, Development and Implementation (Pre-DDI). This report presents the technical, schedule and cost risks identified by the Grant Thornton Independent Verification and Validation (IV&V) team for the Pre-DDI phase of the Florida PALM project during the month ending June 30, 2016.

The IV&V team, as an unbiased reviewer, has independently reviewed key project performance indicators and assessed project risk utilizing both mandated criteria defined in the IV&V scope of services as well as Grant Thornton's project assessment framework. Based on this review, the IV&V team assesses the risk status of the Florida PALM Project as "Green" indicating that there were no material issues observed during the assessment period that could adversely affect the project's outcome in terms of schedule, budget or quality.

Overall risk status of Florida PALM project:



During this assessment period, the Florida PALM project team published updated draft Budget (Cycle 3) business requirements and Level 2 Standardized Business Process Model (version 2.0) to the agencies for feedback. The team also finalized its FY16/17 Baseline Spend Plan. An Executive Steering Committee Meeting was held on June 8, 2016.

Consistent with the project's PMP, the PMO has engaged in a process of progressive elaboration of the schedule into the next fiscal year. The latest version of the project schedule evaluated for this assessment period incorporates this additional detail.




On June 28th the project team added an OCM manager to its team, effectively closing out the only previous IV&V finding from the last assessment period. This closeout of our previous IV&V finding, combined with the absence of any new IV&V findings noted during this period, forms the basis for what we believe is a general positive trend to the IV&V risk status of the Florida PALM Pre-DDI project.

Key Project Indicators







Status	Image
Is the project on schedule?	YES
Is the project expected to remain on schedule?	YES
Is the project currently within budget as defined in the spend plan?	YES
Is the project expected to remain within budget as defined in the spend plan?	YES
Were any project changes proposed or approved during this reporting period?	YES













Assessment of Project Risk

Throughout the assessment, Grant Thornton uses a red-yellow-green indicator to evaluate the current status of each area and metric. The table below contains an explanation of each status indicator:

Image	Description
	Red. The assessment category or area faces a challenge or set of challenges that threatens the project's outcome in terms of schedule, cost or quality. The project team should take corrective action immediately.
	Yellow. The assessment category or area faces a challenge or set of challenges that could, if left unmanaged, negatively impact the project's outcome in terms of schedule, cost or quality in the future. The project team should prioritize corrective action.
	Green. The assessment category or area is on track without material issues. The project team should consider any recommendations offered by the IV&V team as process improvement opportunities only.

The IV&V team utilizes the lowest indicator in each sub-category to determine the summary risk rating. A more detailed view of each of the elements that comprise each sub-category can be found in the Detailed Assessment section beginning on page 9 of this assessment report.


Project Area	Current indicator	May 2016	April 2016
1. Project Execution - Mandated Criteria 1.1. Scope management and change control 1.2. Schedule management 1.3. Cost management 1.4. Risk management 1.5. Issue management			
2. Project Governance 2.1. Governance 2.2. Decision management			

Project Area	Current indicator	May 2016	April 2016
3. Project Execution - Additional Criteria 3.1. Performance management 3.2. Staffing management 3.3. Action item management			
4. Procurement and Contracts 4.1. Procurement and vendor management			
5. Quality Management 5.1. Quality management 5.2. Deliverable management			
6. Communications and Outreach 6.1. Communications management 6.2. Stakeholder management 6.3. Content management 6.4. Collaboration management			

As part of the IV&V process for assessing and reporting on identified risks, we have applied a value assessment to each area which guides the determination of the priority, or relative impact an individual observation can have on the entire project. A description and explanation of this value assessment approach and the most recent results can be found in Appendix 1 beginning on page 38.

Findings Addressed This Assessment Period

The following table summarizes all findings that have been addressed this assessment period.

Summary Finding	Current indicator	Area(s) impacted	New Observation
F04. The lack of a full time OCM manager places increased demands on the project director who is temporarily filling that role.		3.2 – Staffing management	During this assessment period the project team filled the OCM manager position in alignment with its staffing plan.

Summary Findings and Recommendations

The following table summarizes any “Red” or “Yellow” findings from the detailed assessment section of the report and maps our associated observations/recommendations to the project health indicator presented in our overall risk reporting:







Summary Finding	Current indicator	Area(s) impacted	Recommendation
There are currently no open findings or recommendations.			

Detailed Assessment

1. Project Execution - Mandated Criteria

1.1 Scope Management and Change Control










Key Metrics

Item	Observed	Current Status	Previous Status	Notes
Number of open change requests	0			The project team submitted two project change requests during the assessment period. Both requests were closed during this assessment period. No changes requiring Executive Steering Committee approval were made during this assessment period.
Number of change requests processed this period with final determination	2			
Number of open change requests in overdue status	0			

Process Observation Summary





The process for managing changes to the project is defined within the project management plan. Requests for project changes are logged to the project's change request log. The change request log is available to all project team members and provides visibility into the specific project team members to review changes, any disposition considerations and a record of approval including any escalations that were required.

During the current assessment period two change requests were noted, PCR 22 and PCR 23. There were no project change requests in overdue status at the end of the assessment period.

Assessment Category	Findings and Observations	Recommendations	Status
Determine a structured process is in place for identifying, documenting, reviewing, and obtaining appropriate approval for any change to project scope.	The project has formalized project change request process and maintains a detailed log of all requested project changes. Approvals exceeding the Project Director's authority are brought to the Executive Steering Committee for approval.	No new recommendations.	Current  Previous  Trend 
Verify pending project changes and decisions are clearly communicated to impacted Stakeholders in the appropriate level of detail.	The project team generates periodic status reports that include pending project and decisions to stakeholders. Relevant project artifacts reviewed during this period include legislative updates and steering committee updates.	No new recommendations.	Current  Previous  Trend 
Verify any changes to the project scope adhere to the defined change control processes and the appropriate governance levels for change process.	Changes made as a result of PCR 22 and 23 followed the defined change control processes and the appropriate governance levels.	No new recommendations.	Current  Previous  Trend 

1.2 Schedule Management










Key Metrics

Item	Observed	Current Status	Previous Status	Notes
% Complete	71%			Revision of project schedule reviewed was dated 07/01/2016. This was the last revision of the master schedule posted for the assessment period.
Number of Late Tasks	13			

Process Observation Summary



The Florida PALM project management office (PMO) maintains a master schedule incorporating the various project work tracks. During this assessment period, the PMO created a schedule baseline (Baseline 6) to allow for the reporting of schedule performance and cost performance as directed by the Agency for State Technology (AST). The PMP establishes the processes by which the master schedule is maintained, the conditions under which the schedule baseline may be changed and the manner in which work packages from each of individual tracks may be added to the project schedule.

The project team has elected to utilize the rolling-wave planning approach to progressively elaborate the schedule as the project unfolds. This in turn places a demand on the PMO to plan iteratively. The latest such iteration occurred at the end of this assessment period, providing visibility into the next fiscal year. We note that this elaboration may have contributed to an adjustment in the “percent complete” metric of the project overall due to the addition of more detailed tasks in the schedule. However, we do not believe that this adversely impacts the ability of the project to meet its baseline schedule.

Assessment Category	Findings and Observations	Recommendations	Status
Identify whether the project is on schedule. If any schedule slippage exists, identify whether project leadership has assessed severity of the slippage, and identified mitigating actions to address.	Schedule performance index (SPI) measured 1.00 for the last reported schedule within the assessment period. Schedule performance is within acceptable tolerance.	No new recommendations.	Current  Previous  Trend 
Determine if project milestones have been identified and documented.	Project milestones continue to be called out in the master project schedule.	No new recommendations.	Current  Previous  Trend 
Determine if a process exists for comparing project progress against planned (baselined) measures.	The project continues to review the Project Schedule against baseline on a regular basis as evidenced by the weekly status reports.	No new recommendations.	Current  Previous  Trend 

1.3 Cost Management




Key Metrics













Item	Observed	Current Status	Previous Status	Notes
Cost Performance Index (CPI)	0.87			The project is currently tracking CPI in the master project schedule. CPI is slightly outside of the tolerance range of 0.90 to 1.10.

Process Observation Summary

The project continues to follow its cost management procedures as outlined in the PMP and is continuing to refine the level of detail needed. The project team continues to track schedule performance (SPI) and cost performance (CPI) using earned value management (EVM) techniques against the master schedule. Proxy values for project cost are used.









As of June 30, the project schedule indicates a CPI of 0.87, which is slightly outside the established tolerance of 0.90 to 1.10. We believe CPI is a helpful indicator for looking at resource efficiency from one month to the next, but in and of itself we do not have concerns about CPI being outside of the established tolerance for two reasons: First, because the project team has chosen to partially baseline the schedule, there exist tasks (such as those related to procurement) within the project schedule that put downward pressure on CPI. Second, because the PMO is utilizing proxy values for cost, a CPI below the established tolerance does not indicate nor does it necessarily mean the project is over budget. Our assessment of CPI as an indicator is limited only to noting big movements in CPI which would necessitate closer inspection. This was not the case during this assessment period.

Assessment Category	Findings and Observations	Recommendations	Status
Determine whether the project budget appears sufficient to support the activities associated with the scope of the project.	The project budget for the year appears sufficient based on the spend plan and the list of two-party agreements.	No new recommendations.	Current  Previous  Trend 

Assessment Category	Findings and Observations	Recommendations	Status
Determine the project's compliance with the defined cost management techniques in the PMP (cost management plan component).	The project team follows the cost management process outlined in Appendix 2 of the PMP.	No new recommendations.	Current  Previous  Trend 
Verify a project baseline has been established. Assess the projected costs approved and the actual costs of implementing and maintaining the completed project against the baseline.	The project spend plan currently identifies planned expenditures fiscal year to date along with incurred expenditures as well as paid actuals.	No new recommendations.	Current  Previous  Trend 
Verify monitoring is being done on progress against project costs and expended effort.	Cost monitoring is being performed in accordance with the description of spend control in Appendix 2 of the PMP.	No new recommendations.	Current  Previous  Trend 
Verify the right performance measures are being collected and managed for cost management.	The project spend plan currently identifies planned expenditures fiscal year to date along with incurred expenditures as well as paid actuals.	No new recommendations.	Current  Previous  Trend 







1.4 Risk Management




Key Metrics

Item	Observed	Current Status	Previous Status	Notes
# of risks opened during this period	2			Volume of new risks added to the risk log and risks closed are appropriate for the size and complexity of this project.
# of risks closed during this period	4			
# of overdue risks	0			There were no risks observed with a due date that occurs in the past.
# of risks transitioned into issues	0			No risks were transitioned into issues during this period.

Process Observation Summary







Risks on the Florida PALM Project continue to be tracked and managed using the MS SharePoint portal following the risk management processes as outlined per the PMP. These risks are reviewed at regular RAIDL meetings.

Assessment Category	Findings and Observations	Recommendations	Status
Verify a project Risk Management Plan and supporting procedures are in place and complete.	The Risk Management process is defined in Appendix 9 of the PMP.	No new recommendations.	Current  Previous  Trend 
Verify the Risk Management plan is being followed and is effectively identifying, tracking, and managing project risk in a standardized fashion.	Risk management meetings are held at least weekly, and evidence of the identification, tracking and managing of project risk occurs in the project team's risk log.	No new recommendations.	Current  Previous  Trend 

Assessment Category	Findings and Observations	Recommendations	Status
Determine whether the Executive Sponsorship understands effective risk management planning and execution and are reinforcing the importance of sound risk management in their communications with project personnel.	Results of the risk reporting function of the project team are brought to the attention of the Project Steering Committee at least monthly and discussed as evidenced by meeting agendas and by direct observation.	No new recommendations.	Current  Previous  Trend 
Determine whether project team members possess a command of the defined risk management plan and processes.	Risk management processes were followed by each of the Work Tracks as well as by the PMO during the assessment period.	No new recommendations.	Current  Previous  Trend 
Verify that consistent criteria for evaluating and quantifying risk likelihood and severity levels have been defined.	A criteria for evaluating and quantifying likelihood and severity is performed by the risk management team in accordance with the risk analysis process defined in Appendix 8 of the PMP.	No new recommendations.	Current  Previous  Trend 
Verify that risks have been prioritized for mitigation.	It was observed that the project team holds regularly scheduled RAIDL meetings to identify and address risks in accordance with Appendix 8 of the PMP.	No new recommendations.	Current  Previous  Trend 







1.5 Issue Management







Key Metrics

Item	Observed	Current Status	Previous Status	Notes
New issues opened this period	0			No new issues were opened during this assessment period.
Issues closed this period	0			
Open Issues past target completion	0			There were no open issues at the end of this period.

Process Observation Summary

Issues on the Florida PALM Project continue to be tracked and managed using a MS SharePoint portal. The project actively manages project risks and has had very few of these risks become issues. The project issue database is used for issues that have an active impact on the project scope, schedule or execution. AST continues to attend the project's bi-weekly RAIDL meeting for observation and to provide feedback when solicited by the project team.

Assessment Category	Findings and Observations	Recommendations	Status
Verify guidelines to determine which issues are subject to a formal evaluation process have been established and maintained.	Issue management is formally defined in Appendix 11 of the PMP. Exhibit 11-12 defines the issue escalation levels.	No new recommendations.	Current  Previous  Trend 
Verify issues are collected and analyzed, and corrective actions have been created to address them.	Corrective actions included for all issues are captured in the issues log. Issue review occurs on a regularly scheduled basis per the outlined process.	No new recommendations.	Current  Previous  Trend 




Assessment Category	Findings and Observations	Recommendations	Status
Verify the existence and institutionalization of an appropriate project issue tracking mechanism that documents issues as they arise, enables communication of issues to proper Stakeholders, documents a mitigation strategy as appropriate, and tracks the issue to closure.	The project utilizes the Microsoft SharePoint issue management log in accordance with the issue management process defined in Appendix 11 of the PMP.	No new recommendations.	Current  Previous  Trend 
Verify corrective action has been taken on identified issues.	Corrective actions are taken on identified issues through the weekly and bi-weekly RAIDL process.	No new recommendations.	Current  Previous  Trend 







2. Project Governance

2.1 Governance

Process Observation Summary







The project's most current governance charter, dated February 19, 2016, outlines a multi-tiered executive steering committee (ESC). During this assessment period, the ESC held its second meeting on June 8, 2016.

Assessment Category	Findings and Observations	Recommendations	Status
Evaluate effectiveness of project governance for a project of this size and complexity.	The project has implemented a governance charter that considers both legislative requirements and the needs of the project. The multi-tiered structure described by the governance charter is appropriate for a project of this size and complexity.	No new recommendations.	Current  Previous  Trend 

Assessment Category	Findings and Observations	Recommendations	Status
Assess executive Stakeholder buy-in, participation, support and commitment, and open pathways of communication exist among all Stakeholders.	The project has implemented a governance charter that considers both legislative requirements and the needs of the project.	No new recommendations.	Current  Previous  Trend 
Verify lines of reporting and responsibility provide adequate technical and managerial oversight of the project.	The current governance charter establishes clear lines of reporting for the project team. Under the current organization structure, oversight defaults to the Executive and Project Sponsors until such time as the Executive Steering Committee can convene.	No new recommendations.	Current  Previous  Trend 













2.2 Decision Management

Key Metrics

Item	Observed	Current Status	Previous Status	Notes
Number of new decisions added this period	0			Volume of new decisions added to the risk log and risks closed are appropriate for the size and complexity of this project.
Number of decisions closed this period	0			No decisions were closed this period.
Number of overdue open decisions	0			No overdue decisions existed at the close of this period.

Process Observation Summary

The processes associated with decision management are clearly defined in terms of required information, approvals, and escalations. The decision log is reviewed regularly and contains a sufficient level of detail appropriate for a project of this size and complexity. An accounting is included for each closed decision in accordance with the PMP.

Assessment Category	Findings and Observations	Recommendations	Status
Verify Stakeholders have bought in to all changes which impact project objectives, scope, cost, or schedule.	No changes requiring ESC approval were noted during this assessment period.	No new recommendations.	Current  Previous  Trend 
Verify that the project team and project sponsors have reviewed and approved any project changes impacting general scope or direction to help ensure alignment with the project objectives.	As defined in the current project charter, the project steering committee and project sponsors review project decisions identified for steering committee and CFO review as they are made and presented as evidenced by documented decisions and changes to the project made during the assessment period.	No new recommendations.	Current  Previous  Trend 
Determine whether the project and project sponsors have reviewed and approved any deviations from the project baseline budget prior to further action (e.g., contract modification).	As defined in the current project charter, the project steering committee and project sponsors review project decisions identified for steering committee and CFO review as they are made and presented as evidenced by documented decisions and changes to the project made during the assessment period.	No new recommendations.	Current  Previous  Trend 
Determine whether the baseline (and any re-baselines) to the master project schedule was vetted through and received approval from project sponsors.	The current baseline for the master schedule was approved by the project steering committee. During the previous assessment period, other schedule changes were authorized for which a new baseline is expected to be vetted.	No new recommendations.	Current  Previous  Trend 










3 Project Execution – Additional Criteria




3.1 Performance Management

Process Observation Summary

The project team has defined 29 distinct project performance measures within the PMP. These project performance measures are intended to provide insight into eight different project management areas: cost management, schedule management, risk management, issue management, scope management, quality management, organizational change management and staffing management.





Underlying data for the defined risk, issue and scope measures are available through the project's RAIDL dashboards and are available in real time. The various logs available under the RAIDL dashboards offer a comprehensive view of the risks, actions, issues, decisions and lessons learned.

Assessment Category	Findings and Observations	Recommendations	Status
Evaluate implementation of the performance management activities and metrics to determine if processes are effective and are being followed.	The project has formalized a process for tracking measuring and reporting key performance metrics.	No new recommendations.	Current  Previous  Trend 
Evaluate if appropriate mechanisms are in place for project self-evaluation and process improvement.	Lessons learned are captured after each task and tracked in SharePoint in the lessons learned log.	No new recommendations.	Current  Previous  Trend 
Verify selected measurements are being obtained and analyzed to manage the project and support organization needs.	Key project metrics are being measured and reported individually.	No new recommendations.	Current  Previous  Trend 

Assessment Category	Findings and Observations	Recommendations	Status
Verify project's performance is periodically reviewed and aligned with current and anticipated needs, objectives, and requirements of the organization, customers, and end users as appropriate.	Project performance is reviewed during the regular internal status meetings. Additionally, project performance is reported externally on a weekly and monthly basis.	No new recommendations.	Current  Previous  Trend 

3.2 Staffing Management













Key Metrics












Item	Observed	Current Status	Previous Status	Notes
Percent of scheduled positions filled.	100% (25 of 25)			The Project has filled the OCM lead position during this assessment period.
Turnover	0% (0 of 25)			No project members have left the project team in the past six months.

Process Observation Summary

The PMO manages a formal staffing and onboarding process for state staff and the contract managers manage the process for their assigned contractors. Onboarding procedures and support materials have been developed and are shared with new members of the team to provide a clear and consistent background on the project and operating guidelines moving forward.





The project team looks for the best possible candidate for each position, from both a skillset and personality fit. This has led to longer lead times to fill some positions, but has resulted in a stronger, more capable project team. Remaining project positions are forecast to be filled later in the year with dependencies on the ITN release and evaluation dates.

Assessment Category	Findings and Observations	Recommendations	Status
Verify project roles and associated responsibilities are clearly defined, documented, and communicated and verify that each project team member is mapped to a distinct project role.	The current project charter establishes clear lines of reporting for the project team. Under the current organization structure, oversight defaults to the executive sponsor and project sponsors.	No new recommendations.	Current  Previous  Trend 
Determine whether the design and structure of the project management team is sufficient to support the project given the project's size, scope and complexity.	The structure and staffing of the PMO team continues to be appropriate for the Pre-DDI effort.	No new recommendations.	Current  Previous  Trend 
Determine whether the design of the organizational structure reflects clear lines of reporting, responsibility and accountability.	The project's organization structure is clear and the team members understand their reporting relationships and how they support each other.	No new recommendations.	Current  Previous  Trend 
Determine whether the project operates in accordance with the organizational structure, wherein the defined/documented lines of reporting, responsibility and accountability are practiced/adhered to by project team members.	The project team continues to follow the project structure with each track lead managing their team.	No new recommendations.	Current  Previous  Trend 

Assessment Category	Findings and Observations	Recommendations	Status
Determine whether project resources appear appropriately qualified to perform their assigned duties (based on the defined project roles/responsibilities).	The current project resources appear to have the background experience and knowledge required for their positions.	No new recommendations.	Current  Previous  Trend 
Determine the project's compliance with the resource management techniques defined in the PMP.	The project team follows the staffing planning and onboarding processes outlined within the PMP.	No new recommendations.	Current  Previous  Trend 
Evaluate the stability of the project team and cross sharing of knowledge to buffer for vacations and possible turnover.	The project team actively manages staffing and cross-sharing of information within each work track where possible.	No new recommendations.	Current  Previous  Trend 
Determine if adequate time and resources are assigned to each project phase to gauge whether the project is sufficiently "resourced" (time, money and staffing) for future work.	During this assessment period the project team filled the OCM manager position in alignment with its staffing plan.	No new recommendations.	Current  Previous  Trend 







3.3 Action Item Management







Key Metrics

Item	Observed	Current Status	Previous Status	Notes
Action items past due	0			There are no past due action items.
Average age of past due items	0			

Process Observation Summary

The project has a strong discipline around identifying, assigning, tracking, and following up on action items. Each open action item is reviewed at each track's regular (weekly or bi-weekly) RAIDL meeting. The project team reviews all of the open action items bi-weekly to validate their status.







Assessment Category	Findings and Observations	Recommendations	Status
Verify action items are clearly defined and differentiated from project tasks, issues, and risks.	Action items are defined in the PMP and are distinct from project tasks, issues and risks.	No new recommendations.	Current  Previous  Trend 
Verify Action Items are managed in a consistent manner across the project and are at an appropriate level of detail.	Action items recorded during the assessment period are consistent in level of detail.	No new recommendations.	Current  Previous  Trend 

Assessment Category	Findings and Observations	Recommendations	Status
Verify open Action Items are regularly reviewed to ensure t they are being managed, and if there is a change or larger impact, they are transferred to the master project schedule where appropriate.	The project team reviews action items at least bi-weekly at regularly scheduled RAIDL meetings.	No new recommendations.	Current  Previous  Trend 
Verify metrics are in place and reviewed on a regular basis regarding the status and closure of Action Items.	The project team tracks open action items and reviews them on a regular basis in the RAIDL meetings and the weekly RADAR report. Currently the weekly RADAR report tracks simple metrics such as action items past due.	No new recommendations.	Current  Previous  Trend 

4 Procurement and Contracts










4.1 Procurement and Vendor Management













Key Metrics










Item	Observed	Current Status	Previous Status	Notes
% Contracts on Schedule.	100%			Current contracts are on schedule for deliverable or hourly service delivery.
% Contracts on Budget.	100%			Current contracts are within planned budget.
Contract Execution on Schedule.	Yes			Current planned procurements are on schedule.

Process Observation Summary

Procurements and Vendor contracts are managed through the PMO. The project has two designated procurement professionals who manage the procurements from the initial strategy, to contract execution and through contract closeout. There have been no significant changes to the procurement processes during the reporting period.

Assessment Category	Findings and Observations	Recommendations	Status
<p>Determine if procurement has explicitly mapped the procurement objectives and strategy to the program objectives, and if such mapping accurately reflects the procurement strategy being followed.</p>	<p>The PMO manages procurements following the process outlined in the PMP and executes each work track's procurement strategy as outlined.</p>	<p>No new recommendations.</p>	<p>Current  Previous  Trend </p>
<p>Determine if solicitation documentation clearly articulates measurable project objectives, and clearly identifies what (if any), project objectives are the responsibility of the Contractor.</p>	<p>Solicitation documentation reviewed for a selection of procurements from the Florida PALM procurement log contain clear descriptions of contractor responsibilities and project objectives.</p>	<p>No new recommendations.</p>	<p>Current  Previous  Trend </p>
<p>Determine if the solicitation documentation provides adequate detail on the project functional requirements, and if the solicitation process offers bidders, an adequate opportunity for dialogue on functional requirements so that questions, ambiguities and misunderstandings can be rectified prior to contract award.</p>	<p>The plans for the ITN include time for questions and dialog to enable bidders to gain an understanding of the project functional requirements. The solicitation documents for Change Management support and for the Business Case included appropriate detail of requirements and the process followed allowed for vendor questions and answers as well as oral presentations to clarify any questions.</p>	<p>No new recommendations.</p>	<p>Current  Previous  Trend </p>

Assessment Category	Findings and Observations	Recommendations	Status
Determine whether key project risks have been shared with potential Contractors. Determine whether significant drivers of risk (e.g., organization and business process change, limitations in number and skills of agency resources, number and complexity of legacy systems to be replaced, etc.) to the potential Contractors have been explained in such a way that bidders can address and mitigate them in their bid.	The plans for the ITN include time for questions and dialog to enable bidders to gain an understanding of the project functional requirements. The solicitation documents for Change Management support and for the Business Case included appropriate detail of project complexity for the respondents to submit bids.	No new recommendations.	Current  Previous  Trend 
Determine whether documented evaluation processes exist and are being consistently followed.	The BPS and procurement teams are currently planning the evaluation process for the ITN. The documented review process was followed for the Business Case procurement, which was awarded during the review period.	No new recommendations.	Current  Previous  Trend 
Determine whether the Evaluation Team has received training and ongoing guidance necessary for them to evaluate bids in an effective and consistent manner.	The evaluation team for the Business Case procurement received written and verbal instructions around the evaluation process and criteria according to the project's procurement process.	No new recommendations.	Current  Previous  Trend 
Determine if matters that pose a risk to project scope are promptly escalated to the appropriate parties, including Contracts.	As critical decisions and scope items for the ITN are raised, they have been documented and managed either as project changes or as project decisions. No other procurement related issues were raised this reporting period.	No new recommendations.	Current  Previous  Trend 













Assessment Category	Findings and Observations	Recommendations	Status
Determine if invoice review processes are established.	The project is following the DFS Contract Lifecycle Guide and the guidelines published by the DFS Division of Accounting & Auditing for invoice review	No new recommendations.	Current  Previous  Trend 
Determine if the defined quality assurance and deliverable approval processes are being followed in the review and acceptance of all contract deliverables.	Deliverable review and approval processes are being followed for all contract deliverables.	No new recommendations.	Current  Previous  Trend 
Evaluate Contractor change request and defect tracking processes.	There were no change requests during this assessment period from contractors or contractor work which resulted in a project change request.	No new recommendations.	Current  Previous  Trend 







5. Quality Management

5.1 Quality Management

Process Observation Summary

A high-level approach to quality management is outlined within the PMP. The project team has finalized the QMS implementation strategy and is executing the QMS implementation plan. During this assessment period the project team accepted the Deliverable Quality Standards and Procedures and submitted the Content Release Management Standards and Procedures for final acceptance. The Quality Management Policies and Project Performance Management Standards and Procedures are currently in their review cycle.




Assessment Category	Findings and Observations	Recommendations	Status
Verify project self-evaluations are performed and that measures are continually taken to improve the process.	Project self-evaluation was not scheduled to be performed during this assessment period.	No new recommendations.	Current  Previous  Trend 
Verify QA has an appropriate level of independence.	QA is monitored by the QA/Risk Manager.	No new recommendations.	Current  Previous  Trend 
Verify all process definitions and standards are complete, clear, up-to date, consistent in format, and easily available to project personnel.	The QMS Implementation Strategy has been finalized. Until the QMS is released, the project team follows the high-level process definitions and standards outlined within the PMP.	No new recommendations.	Current  Previous  Trend 
Assess whether the roles and responsibilities are clearly defined and responsible personnel are identified related to quality assurance and deliverable approval processes.	Deliverable review responsibilities are clearly defined and communicated to appropriate project team members and reflected in the appropriate DED documents.	No new recommendations.	Current  Previous  Trend 




Assessment Category	Findings and Observations	Recommendations	Status
Verify QA organization monitors the fidelity of defined processes in all phases of the project.	The Deliverable Management Standards and Procedures have been developed and accepted. As part of the QMS it addresses the full deliverable lifecycle development and review process.	No new recommendations.	Current  Previous  Trend 
Verify quality of products produced by the project is monitored by formal reviews and sign-offs where appropriate.	Project deliverables are reviewed and formally signed off.	No new recommendations.	Current  Previous  Trend 

5.2 Deliverable Management

Process Observation Summary

The project follows a structured deliverable review process. Key elements of that process include that for each deliverable development and review steps are included in the master project schedule and a deliverable expectations document (DED) is created which defines the scope, content, and review process for the deliverable. A review committee of project team staff and project sponsors is identified and assigned to each deliverable. Upon completion of the review and edit process the committee makes a recommendation for approval to the project director, who approves each deliverable.

Assessment Category	Findings and Observations	Recommendations	Status
Ensure there is a clear definition of project deliverables and that deliverables are managed in a consistent manner.	The deliverable process outlined in the PMP is being followed for all deliverables. The updated Deliverable Management Standards and Procedures provide additional definition of the process outlined within the PMP.	No new recommendations.	Current  Previous  Trend 







Assessment Category	Findings and Observations	Recommendations	Status
Verify defined deliverable review process is consistently administered across the project.	The deliverable process outlined in the PMP is being followed for all deliverables. In addition, the more detailed deliverable management process outlined within the Deliverable Management Standard and Procedures is being piloted with each of the QMS elements.	No new recommendations.	Current  Previous  Trend 




5.3 Lessons Learned Management

Process Observation Summary

'Lessons Learned' are defined in the PMP as any useful information or experience gained through the course of the project that can be applied to a later phase or project activity.

The project has a sound discipline around identifying and documenting findings. Significant lessons are entered into the project SharePoint portal. New or active lessons learned are reviewed at each track's regular RAIDL meeting. At the bi-weekly PMO RAIDL meeting, any new lessons learned items are reviewed.

Assessment Category	Findings and Observations	Recommendations	Status
Verify lessons learned, which could improve processes have been identified.	Lessons learned are documented in SharePoint by the tracks as they are identified and discussed at the regular RAIDL meetings.	No new recommendations.	Current  Previous  Trend 
Verify lessons learned are managed in a consistent manner across the project and are at an appropriate level of detail.	A standard SharePoint tool is used to track the lessons learned.	No new recommendations.	Current  Previous  Trend 

Assessment Category	Findings and Observations	Recommendations	Status
Verify project or phase closeout reports are created to provide a concise evaluation of the project. The closeout report should summarize at a high level, the project objectives, variances or deviations from the plan/baseline encountered, lessons learned and next steps.	No project phases were closed during the reporting period.	No new recommendations.	Current  Previous  Trend 




6. Communications and Outreach




6.1 Communications Management

Process Observation Summary

The project team maintains a communications plan to guide the development, execution and monitoring of project communications. The plan defines the communications infrastructure, identifies stakeholder groups and outlines the various types of communications routinely utilized by the project team.

The OCM team maintains a project communications log which serves as a record of all project communications and meetings conducted with entities outside of the Florida PALM project team. Project communications are initially captured within individual project track status reports and later transferred by the OCM team into the communications log.




Assessment Category	Findings and Observations	Recommendations	Status
Determine whether the project communications plan identifies the correct audiences, contains approaches and strategies to maximize receipt of the targeted messages, and contains effective feedback mechanisms.	Feedback and monitoring processes were observed for stakeholder workshops. The project team developed a summary report of feedback from the stakeholder participants for the purpose of monitoring stakeholder engagement.	No new recommendations.	Current  Previous  Trend 













Assessment Category	Findings and Observations	Recommendations	Status
Determine if the plan is being successfully executed, observing the plans 'in action'.	The current project communications plan outlines key communication and outreach activities. During the current assessment period, project artifacts were developed consistent with the communication plan and were available for review by the IV&V team. The OCM team also maintains a communication log that substantiates project communication consistent with the communication plan.	No new recommendations.	Current  Previous  Trend 

6.2 Stakeholder Management

Process Observation Summary

The project proactively manages outreach to department and agency stakeholders through various formats, including: website updates, directed communications about the project, and planning and execution of a number of workshop and workgroup meetings. The project communications management plan includes a full stakeholder analysis. The OCM team tracks participation and monitors engagement in these sessions to identify and proactively engage agencies that may require additional support. Formal outreach to external parties is being managed, as needed.

Assessment Category	Findings and Observations	Recommendations	Status
Determine if a stakeholder assessment has been performed for the project, and assess the completeness and appropriateness of the targeted audiences and messages.	The communications plan includes a stakeholder assessment.	No new recommendations.	Current  Previous  Trend 










Assessment Category	Findings and Observations	Recommendations	Status
Determine whether the change management plan contains approaches and strategies to maximize adoption, assess and manage resistance, assess and increase awareness and effect a successful project implementation.	The current communications plan addresses outreach to impacted stakeholders to maximize their involvement.	No new recommendations.	Current  Previous  Trend 
Verify that outreach efforts exist to ensure that all Stakeholders are aware of the impending change and know their role in the change process. Verify that communication provides appropriate channels for feedback.	The project team performs proactive communication to impacted stakeholders and uses feedback mechanisms such as surveys and email to gauge the effectiveness of project messages.	No new recommendations.	Current  Previous  Trend 
Review plan to determine how the team plans to measure the key components of change (e.g., awareness, buy-in, etc.).	The project team has outlined and is following a process for capturing relevant communications to and from stakeholders within a project-wide communications log. Measurement of awareness and buy-in is not fully operationalized, but the project team does track key elements of change during events where the project interacts with a convened group of stakeholders such as the requirements workshops.	No new recommendations.	Current  Previous  Trend 
Determine whether the project proactively identifies areas at risk for resistance and effects strategies to manage the potential resistance.	The project team continues to document risk and issue information on SharePoint and communicate with the impacted parties.	No new recommendations.	Current  Previous  Trend 

6.3 Content Management

Key Metrics

Process Observation Summary







The project extensively uses a Microsoft SharePoint collaboration site for the tracking and managing of working documents and artifacts. Version control is enabled in SharePoint, providing the ability to track revisions to documents if necessary. The project team consistently uses SharePoint collaboration for the internal development of project deliverables and other project artifacts.

Assessment Category	Findings and Observations	Recommendations	Status
Verify the project has a clear strategy for maintaining and managing project artifacts.	The project has a strategy which guides the management of project artifacts including work products, deliverables, and KPIs.	No new recommendations.	Current  Previous  Trend 
Assess the level of detail and adherence to document and deliverable management policies and procedures.	The OCM team has created and published document management standards and naming conventions. Version management is outlined in the Content Release Management Standards and Procedures which were drafted during April.	No new recommendations.	Current  Previous  Trend 
Assess the consistency and ease of finding and accessing project documentation.	Each team has their own SharePoint file structure. In April, the project posted indexes to each team's SharePoint directory to aid in the navigation and location of files.	No new recommendations.	Current  Previous  Trend 

6.4 Collaboration Management

Process Observation Summary

The Florida PALM Project has identified external partners with whom they will require collaboration to be successful. Outreach to a number of these entities has already occurred either through individual project activities or through execution of the communications plan. A formal collaboration strategy for FY15/16 was updated in March and is being followed. This strategy addresses planned engagement with key external stakeholders including state departments, agencies, the FFMIS entities, other public sector ERP Implementations and external interest groups.

Assessment Category	Findings and Observations	Recommendations	Status
Determine whether the Collaboration Management Strategy and Plan contains approaches and strategies to engage with the right external entities to support the goals of the project in a productive manner.	The project team's overall collaboration strategy defines approaches to collaboration with both external State of Florida agency entities as well as entities other than State of Florida agencies. The project team further defines an engagement approach for engaging the statutorily defined functional owners for each of the Florida Financial Management Information System (FFMIS) subsystems.	No new recommendations.	Current  Previous  Trend 
Verify metrics for assessing collaboration partner engagement are appropriate and tracked.	As part of its collaboration strategy rollout, the project team established partner collaboration metrics such as participation and level of engagement and is evaluating them on a quarterly basis.	No new recommendations.	Current  Previous  Trend 

Appendix 1. Project Element Value Assessment and Mapping

Value Map Approach

Grant Thornton evaluated the elements of project management outlined within the Florida PALM PMP along with additional critical elements included from our methodology. Because risks and issues in some project categories will have a larger impact on the overall project, we prioritized the project elements based on their relative impact to the project. We evaluated each project management process against the following three categories to determine an overall priority for the Pre-SSI portion of the Florida PALM Project. These priorities are likely to change to some degree once the integrator is chosen. Each Project Management process was weighted either 'high', 'medium', or 'low' for each of the following categories, with the average providing the overall prioritization.

- **Correlation to Outcomes** – how directly related is the project area to desired outcomes of the Project. (e.g. scope management has a high correlation; if desired functionality is removed from scope, it will have a significant impact) Note that this category is weighted twice as strongly in the overall prioritization.
- **Visibility** – how much external attention is this project management area likely to attract
- **External Impact** – is this an area that has direct impact on external stakeholders, or where external stakeholders will have a direct impact on the execution of the project

Process Values

The following table displays the project management processes, their relative score in each of the value prioritization categories, and the overall priority value. Going forward, these priority values will be used to weight and prioritize the recommendations identified in the body of this report.

Project Management Process	Value Prioritization Category			
	Correlation to Outcomes	Visibility	External Impact	Overall Prioritization
1. Mandated Criteria				
1.1. Scope Management and Change Control	HIGH	HIGH	HIGH	HIGH
1.2. Schedule Management	HIGH	HIGH	MEDIUM	MEDIUM
1.3. Cost Management	HIGH	HIGH	MEDIUM	HIGH
1.4. Risk Management	HIGH	MEDIUM	HIGH	HIGH
1.5. Issue Management	HIGH	MEDIUM	LOW	MEDIUM
2. Governance				
2.1. Project Governance	HIGH	MEDIUM	MEDIUM	HIGH
2.2. Decision Management	HIGH	HIGH	HIGH	HIGH
3. Project Execution				
3.1. Performance Management	HIGH	MEDIUM	LOW	MEDIUM
3.2. Staffing Management	MEDIUM	MEDIUM	LOW	MEDIUM
3.3. Action Item Management	MEDIUM	MEDIUM	LOW	MEDIUM
4. Procurement and Contracts				
4.1. Procurement and Vendor Management	MEDIUM	MEDIUM	HIGH	MEDIUM
5. Quality Management				
5.1. Quality Management	MEDIUM	HIGH	LOW	MEDIUM
5.2. Deliverable Management	HIGH	MEDIUM	LOW	MEDIUM
5.3. Lessons Learned Management	LOW	LOW	LOW	LOW
6. Communications and Outreach				
6.1. Communications Management	LOW	HIGH	HIGH	HIGH
6.2. Stakeholder Management	HIGH	HIGH	HIGH	HIGH
6.3. Content Management	LOW	LOW	LOW	LOW
6.4. Collaboration Management	MEDIUM	LOW	LOW	MEDIUM

Appendix 2. Interviews and Meetings Summary

The following meetings and interviews were conducted with entities outside of the Florida PALM team during the assessment period covered by this report.

Meeting Type	Meeting Summary	Agencies Represented
Planning / working	Project status weekly reviews	AST
Status	Steering Committee Meeting with legislature and project sponsors	Florida Legislature

Appendix 3. Project Documentation Reviewed

The table below lists some of the project artifacts reviewed by the IV&V team in preparation of this assessment:

Category of Documents Reviewed	Documents Reviewed
PMO and project reporting related documents	<ul style="list-style-type: none"> • Florida PALM Project Charter, 11/20/15 • Florida PALM Project Management Plan, 02/19/16 • Organization Charts, 02/02/16 • SSI Project Management Requirements/Project Specifications (PMO7), • IV&V Continuous Improvement Plan, 06/30/16 • Master Project Schedule, 07/01/16 • Monthly Project Status Reports (PMO6), 05/27/16 • Project Status Reports, 05/27/16 • RADAR Report, 05/27/16 • RAIDL: Action Item Log, 06/30/16 • RAIDL: Decision Log, 06/30/16 • RAIDL: Issues Log, 06/30/16 • RAIDL: Lessons Learned Log, 06/30/16 • RAIDL: Project Change Request Log, 06/30/16 • RAIDL: Risk Log, 06/30/16 • Spend Plan, 05/27/16 • Track Project Status Reports (PMO5), 05/27/16 • MFMP Two Party Agreements, 09/09/15 • SSI Procurement ITN Documents Part 2 (ITN Bundle 2 – Standard Response Instructions) (PROC13), 11/16/15 • SSI Procurement Strategy (PROC2), 12/03/15 • Procurement Log, 05/31/2016 • QMS Glossary Definitions, 03/28/16 • QMS Implementation Plan, 02/22/16
Executive Steering Committee (ESC) related documents	<ul style="list-style-type: none"> • Governance Charter, 02/19/16

Category of Documents Reviewed	Documents Reviewed
Business Process Standardization (BPS) related documents	<ul style="list-style-type: none"> • BPS Weekly Status Reports, 06/30/16 • BPS Training Manual and Conduct Training for State Staff on Business Requirements Database and Evaluation Matrix Tool/Template, 03/16/16 • BPS Business Requirements Cycle 2, 03/07/16 • BPS Evaluation of Requirements Traceability Matrix Tools, 01/19/16 • BPS Strategic Plan Sections 1 and 2, 12/28/15 • BPS Business Requirements Evaluation Matrix Tool/Template, 12/17/15 • BPS Level 2 Standardized Business Process Models - Version 1.0, 12/02/15 • BPS Strategic Plan Section 4, 11/25/15 • BPS Business Requirements Cycle 1 , 10/13/15 • BPS Draft Standardization L2 Process Flows, 10/07/15 • BPS Policy Issue Tracking Log, 09/19/15 • BPS Strategic Plan Section 3, 08/06/15 • BPS Standard Business Process L1 Flows and Standard Business Process Model, 07/09/15 • BPS Track Schedule, 05/18/15 • BPS Standard Business Process Model Template, 05/13/15 • BPS Standard Business Process Model Workflow Template, 05/12/15
Organizational Change Management (OCM) related documents	<ul style="list-style-type: none"> • Florida PALM Pre-DDI Website (intranet), 05/31/2016 • Florida PALM Website (public-facing), 05/31/2016 • Communications Log, 05/31/2016 • Style Guide, 03/22/16 • Collaboration Strategy FY 2015-2016, 03/17/16 • Collaboration Strategy FY16 Q3 Update Draft , 04/25/16 • Level 2 Workgroup Summary Report, 01/28/16 • Level 2 Process Evaluation Questionnaire Summary Report, 01/28/16 • Level 2 Workshop Summary Report, 01/28/16 • L2 Survey Data Preview, 01/28/16 • Communications Plan, 02/19/16 • OCM SharePoint File Structure, 01/20/16 • Florida PALM Collaborative Partners, 11/16/15 • Collaboration Strategy Document Update Guidance Final, 10/27/15 • New Employee Orientation Materials, 07/17/15 • OCM Pre-DDI Track Strategy, 06/15/15 • FFMIS Engagement Strategy, 06/13/15
Procurement related documents	<ul style="list-style-type: none"> • SSI Procurement ITN Documents Part 2, 05/31/2016 • SSI Procurement Strategy (PROC2), 12/03/15 • SSI Procurement ITN Documents Part 2 (ITN Bundle 2 - Standard Response Instructions) (PROC13), 11/16/15 • SSI Procurement ITN Documents Part 1, 09/29/15 • MFMP Two Party Agreements, 09/09/15 • SSI Procurement Support Schedule, 06/08/15 • BPS Procurement Strategy, 08/26/14
FLAIR Study	<ul style="list-style-type: none"> • FLAIR Study Report, 4/9/2014 • FLAIR Study Cost Model, 4/9/2014 • Agency Business System Inventory Analysis, 4/8/2014 • Inventory of Agency Systems Interfacing with FLAIR, 4/9/2014