

FLORIDA FIRES

2018 ANNUAL REPORT



Table of Contents

2018 ANNUAL REPORT

CFO and State Fire Marshal Jimmy Patronis	2
SFM Division Director Julius Halas	4
DIFS Division Director Simon Blank	5
SFM Division Assistant Director	6
Bureau of Fire Standards & Training	9
Bureau of Fire Prevention	20
Bureau of Forensic Services	29
Bureau of Fire, Arson, and Explosives Investigations	35

2018 FLORIDA FIRES APPENDIX

Bureau of Fire & Arson Investigations Field Operations	51
Florida Fire Incident Reporting System	54
Civilian Deaths from Fires/Civilian Deaths from Fires by Property Use	55
Civilian Deaths by County	56
Civilian Fire Deaths by Age & Sex/Civilian Injuries from Fires by Property Use	57
Florida Counties Fire & Non-Fire Totals	58
Florida Wildfires by County & Acres Burned	62
2018 Summary Statistics	66
Total Breakdown of Fires by Property Use/Total State Dollar Loss	67
Percentage of Fires & Dollar Loss Compared to Five Year Average by Property Use	68
2018 Heat Source & Cause of Ignition Percentages	70
Total Dollar Loss, Area of Origin & Fire Cause Percentages for Residential Structures	72
Smoke Alarm Use Data	73
Fire Sprinkler Use Data	74
Average Response Frequencies	75
Frequency & Number of Civilian & Fire Service Injuries in High Rise Structure Fires	78
2018 Fallen Firefighters	80
Firefighter Injuries vs. Number of Fire Incidents	82
Fire Incidents & Firefighter Fire Related Injuries by Peak Hour & Day of the Week	84
Fire Incidents & Firefighter Fire Related Injuries by Month & Quarter of the Year	86
2018 Assistance to Firefighters' Grant Awards	88
2018 FFIRS Reporting Fire Departments	90
2018 Florida Fire Service Awards Recipients	94
Florida Fire Incident Reporting System Survey	96

FLORIDA FIRES



DIVISION OF STATE FIRE MARSHAL
FLORIDA DEPARTMENT OF FINANCIAL SERVICES

www.MyFloridaCFO.com/SFM



JIMMY PATRONIS

State Fire Marshal,
Chief Financial Officer

Dear Fellow Floridians:

As Florida's Chief Financial Officer and State Fire Marshal, I have the opportunity and honor to serve one of the strongest communities in Florida and the nation—our fire service community. Florida's fire service community is unique and often faced with a myriad of danger and risk stemming from natural, man-made, and technological disasters. With each risk comes a call for service; a call answered by modern-day heroes. Every day, fire service professionals from across Florida work to protect our communities, risking their lives for the well-being of their fellow Floridians.

LINE OF DUTY DEATHS

During 2018, we saw more fire-related injuries and deaths, and an uptick in property losses when compared to previous years. In total, there were **54,249** fires, **2,138,038** emergency medical and other rescue incidents, **547,066** other incidents, **1,695** pressure ruptures and overheating incidents and **168,264** false alarms, totaling **2,909,322** incidents reported to the Florida Fire Incident Reporting System (FFIRS), for a total of **\$478,700,426** in property losses. Of those fires, **14,715** were accidental, **2,941** were intentional and, tragically, there were **190** civilian fatalities and **1,163** injuries. Sadly, during the calendar year 2018, Florida lost two firefighters in line of duty deaths (LODD), Firefighter Engineer Michael G. Camelo, Jr. of the Cape Coral Fire Department, 12 years of service and Firefighter Engineer Daryel Richards of the Hollywood Fire Rescue Department, 22 years of service. An additional 1,178 firefighters were injured on duty. We remain unwavering in our mission to increase resources, training, and fire safety awareness so we can see these numbers decline.

The men and women who make up the fire service profession work in one of the most unpredictable fields, never knowing when they will be called to duty or how severe the situation may be. In 2018, an active hurricane season tested our state, the threat of wildfire persisted, and catastrophic events continued challenging the fire service and the entire first responder community. Through collaborative partnerships and the emergency support functions they perform, our fire service professionals played an integral role in providing a sense of safety and security to Floridians.

Hurricane Michael's landfall caused catastrophic storm surge, destructive winds, and a variety of challenges to Northwest Florida with the worst damage in the Mexico Beach/Panama City areas. Michael was a historic Category 5 hurricane when it made landfall and required the most extensive use of state assets in our history. Immediately after the storm moved north, our team and I oversaw Emergency Support Functions 4 (firefighting) and 9 (urban search & rescue), having boots on the ground in the most heavily impacted areas. The life-saving measures I witnessed from members of our fire service community were nothing short of heroic and their sacrifices will forever be remembered.

I've spent time stopping by and breaking bread at fire houses across Florida. I've met with firefighters and their families to hear first-hand the issues that impact them most. We shared stories, we celebrated, we paid tribute, and we shed tears. With each conversation, we find ways to better serve the needs of this community and what I can do to support Florida's fire service professionals. It's critical for them to work in an environment that allows them to answer the call to duty efficiently, effectively, and safely.

In 2018, the Florida Legislature passed measures increasing access to mental health benefits for first responders, primarily through the workers' compensation system. During 2018, I exerted the full weight of my office toward ensuring firefighters suffering from post-traumatic stress disorder (PTSD) receive the treatment they deserve without an enormous out of pocket cost. Another major priority for me as your State Fire Marshal is pushing for measures to increase research, awareness, and access to benefits for job-related cancer. Together, we can combat the staggering suicide rate and prevalence of cancer that currently exists in the fire service.

Members of the fire service show up for us every day without questioning our politics, economic status, or where we are from. They only care about helping us when we need them most. Whether it is through fighting fires, investigating, training, or through some of the many other ways they serve, they sacrifice time with friends and family for the betterment of their communities. We thank them for their dedication and service.

Sincerely,

A handwritten signature in blue ink that reads "Jimmy Petrus". The signature is fluid and cursive, with the first name "Jimmy" and last name "Petrus" clearly legible.

State Fire Marshal
Chief Financial Officer
State of Florida



State Fire Marshal Division Director



JULIUS HALAS
Division Director
State Fire Marshal

The Division of State Fire Marshal has accomplished many of its goals this year, despite dealing with yet another devastating hurricane season. 2018 proved to be the costliest season on record, surpassing that of 2005, and 2017 with damages of more than \$25.1 billion. In September of 2018, Hurricane Florence caused tremendous flooding in North and South Carolina and was quickly followed by Category 5 Hurricane Michael which devastated the northern Gulf Coast and well inland as far as Central Alabama. Florida's Task Force Teams were ready and responded to assist our neighbors in the Carolinas and our citizens in Florida.

The Florida Fire College hosted the second Florida Fire Services Mental Health Symposium, along with the third annual Firefighter Cancer Symposium at our campus in Ocala. The mental and physical health of the men and women of the fire service is of paramount concern to our office, fire leadership, and their loved ones. It is our job to facilitate increased awareness of the hazards faced daily by our brave firefighters. We will continue our partnership with the University of Miami Sylvester Cancer Center and several other firefighter health and safety organizations to best serve our first responders. We give our thanks to the 2018 Florida Legislature for passing important job-related mental health benefits for our firefighters.

Other changes in 2018 included increased appropriation of legislative funds totaling over \$7 million that assisted 18 local governments with purchasing fire apparatus, equipment, and renovations and construction of new fire stations. These grants are a tremendous contribution to the recipients, some of which sustained damage during the recent hurricanes and were in desperate need of these funds.

The men and women of the Florida Division of State Fire Marshal remain dedicated to providing quality service with honor, integrity, and professionalism throughout the state. It is my privilege to serve with the dedicated and talented professionals of the State Fire Marshal's Office.

Under the direction of Chief Financial Officer and State Fire Marshal Jimmy Patronis and his leadership team, we proudly continue our mission to improve service and performance of the fire service throughout the great State of Florida!

Sincerely,

Julius E. Halas
Division Director
State Fire Marshal



Division of Investigative and Forensic Services Director

The Division of Investigative and Forensic Services (DIFS) continued to thrive in 2018. Our vision statement is *“United in a purpose to ensure a safer more prosperous Florida through leadership, accountability, and enforcement.”* Together under DIFS, members with the Bureau of Fire, Arson, and Explosives Investigations, Bureau of Insurance Fraud, Bureau of Workers’ Compensation Fraud, Bureau of Forensic Services, and the Office of Fiscal Integrity continue to work tirelessly to ensure the Division’s goals are accomplished and the needs of our customers are met.

This year DIFS members worked diligently to meet the standards set forth by the Commission for Florida Law Enforcement Accreditation (CFA). Agencies who receive accreditation are recognized as maintaining the highest standards of their profession. DIFS policies, procedures, and personnel were examined and interviewed by Commission officials over a three-day period after which we received many accolades and compliments. In October 2018, DIFS was formally presented with its official accreditation at the CFA meeting in Clearwater, Florida.

2018 saw many accomplishments; Lt. Paul Paterson received SLECA’s Leadership Award, Lt. Stacy McIntyre received SLECA’s Lifesaving Award, Det. Shane Gaghan received the FFMIA Fire Investigator of the Year Award, Det. Robert Jackson received FIFEC’s Detective of the Year Award, Det. Jason Clark and Det. James Gardner received FWCFTF Investigator of the Year Award, and Det. Scott Utech received CIGIE’s National Award. In addition to the many recognitions received, DIFS continued to move forward equipping our personnel to better serve the public. The Office of Operational Support Services (OSS) obtained and outfitted 14 law enforcement vehicles for the Bureau of Fire, Arson, and Explosives Investigations. Amongst those vehicles is a van equipped for the Explosive Ordinance Disposal Team, as well as a trailer which was used to provide support and supplies during hurricane response deployment.

DIFS has continued to collaborate and support the mission and goals of the CFO and State Fire Marshal, including the management and coordination of Emergency Support Functions (ESF) 4&9 and the support and assistance of ESF 16 at the State Emergency Operations Center (SEOC). The activation of the State EOC in 2018 for Hurricane Michael required many DIFS members to respond to the EOC as well as areas throughout the panhandle providing law enforcement protection services, search and rescue, and special operations group missions. It is my privilege to serve alongside such dedicated men and women, who devote their talents to the pursuit of justice for their fellow Floridians.

Sincerely,

Simon Blank
Division Director
Investigative and Forensic Services



SIMON BLANK
DIFS Division Director



State Fire Marshal Division Assistant Director



MELVIN STONE
Assistant Director
State Fire Marshal

During 2018, the Division of State Fire Marshal (DSFM) proudly continued accreditation status for each of its bureaus, thus ensuring the quality controls which are nationally recognized as standards of excellence throughout the industry. This is accomplished through the efforts and dedication of the men and women of the Division Office, the Bureau of Fire Prevention, and the Bureau of Fire Standards and Training, who unceasingly strive to maintain these professional accreditation goals. Each one is to be commended for ongoing efforts that always meet and often exceed these standards of excellence. As the Assistant Director for the Division of State Fire Marshal, I am proud to work alongside these dedicated state employees whose extensive knowledge and professionalism ensures our mission remains successful.

The division nurtures long-established relationships between the fire service, law enforcement, and related professional associations, which are paramount to maintaining open lines of communication. During times of natural disaster, the missions of local, state, and federal agencies which are our partners, frequently overlap in scope, making communication an essential element of success. Keeping subject matter experts serving on technical advisory committees ensures Florida stays at the forefront of improvement and innovation in our industry. Maintaining the relationship between the DSFM and the International Fire Marshals' Association (IFMA) and National Association of State Fire Marshals (NASFM) has been a catalyst for many ground-breaking ideas to enhance serving the varied needs of Florida's Fire and Emergency Services.

As you read this 2018 Annual Report, please take a moment to learn about each bureau and its mission of service. We are very proud of their work and the accomplishments they have achieved. Additionally, note the detail and analysis of the statistical data provided by our local partners through the Florida Fire Incident Reporting System (FFIRS). This information provides useful decision-making data to our fire and emergency services, and makes the citizens and state and local governments of Florida better informed about the services and value their agencies provide.

Florida Statute 633.135 and Florida Administrative Code 69A-37.502 established the Firefighter Assistance Grant Program to improve the emergency response capability of volunteer fire departments, providing financial assistance to increase firefighter safety and enable them to deliver firefighting and emergency services to their communities. Grant funding is available for training, personal protective equipment, self-contained breathing apparatus and cost share subsidy for the United States Fire Administration's Assistance to Firefighters Grant (AFG) apparatus award recipients. Eighteen Firefighter Assistance Grants were awarded in the year 2018. Grant applications are available on the Division of State Fire Marshal's website. We hope these grants will help our fire service partners be better prepared to address the needs and safety concerns of all first responders, and the citizens and visitors of Florida.

Emergency Management and Response

During 2018, Florida and ESF 4 & 9 experienced a busy hurricane season, with Hurricanes Florence and Michael where our preparation, training, and experience paid off. Hurricane Michael surpassed 2005's Hurricane Katrina as the most powerful tropical cyclone to strike the Gulf Coast on record, primarily from catastrophic 155 mph winds and massive storm surge. The winds destroyed thousands of homes and businesses throughout the Florida Panhandle and caused damage as far inland as Alabama and Georgia. Mexico Beach and Tyndall Air Force Base were devastated, and the cities of Panama City, Parker, Springfield, Callaway and much of Bay County were heavily damaged and remain so as they rebuild.

First, in September Hurricane Florence struck North and South Carolina bringing high winds and heavy rains. The addition of a king tide along their coasts to the heavy rains and hurricane force winds meant there was nowhere for the water which fell in the mountainous interior of both states to drain. The result was massive flooding including areas that do not usually flood. Responding to EMAC requests from both states, Florida sent urban search & rescue teams, swift water teams, and ambulance strike teams from departments throughout the state to aid local resources.

Next, just two days after the last of Florida's teams returned home Hurricane Michael headed toward Florida on October 7, 2018, and was an extremely powerful Category 5 hurricane, the strongest observed in the Gulf of Mexico in terms of maximum sustained winds since Katrina, and the third strongest storm on record to originate in the Gulf. All of Florida's eight Urban Search & Rescue (US&R) Task Forces, many Technical Rescue Teams (TRT), and numerous federal US&R teams were actively engaged in numerous rescue and search operations throughout the Panhandle, particularly in Bay, Gulf, Franklin, Jackson, Calhoun, Liberty, Holmes and Washington Counties. Imbedded with these elements were Special Operations Group (SOG) teams comprised of the Florida Division of Forensic and Investigative Services (DIFS), Fish and Wildlife Conservation Commission, and Florida National Guard and Incident Management Teams (IMT) from the Florida Forest Service. Thousands of structures were searched and cleared, with numerous rescues made. Numerous structure fires occurred, power lines were destroyed, and millions of acres of timber were destroyed. Over 160 Florida departments responded to the devastation in the panhandle including all Florida and neighboring state Urban Search and Rescue task forces, numerous engines, tender, and ambulance strike teams, with nearly 3,000 first responders staffing them.

Hurricane Michael was the first Category 5 hurricane to strike the contiguous United States since Andrew in 1992. In addition, it was the third-most intense hurricane to make landfall in the contiguous United States in terms of pressure, behind the 1935 Labor Day hurricane and Hurricane Camille of 1969. It was the first Category 5 hurricane on record to impact the Florida Panhandle, and was the fourth-strongest landfalling hurricane in the contiguous United States, in terms of wind speed.

The hurricane strengthened rapidly in the Gulf of Mexico, reaching major hurricane status on October 9. As it approached the Florida Panhandle, Michael reached Category 5 status with peak winds of 160 mph (according to NOAA) just before making landfall near Mexico Beach, Florida, on October 10, becoming the first to do so in the region as a Category 5 hurricane, and as the strongest storm of the season.

Along the Florida Panhandle, the cities of Mexico Beach and Panama City suffered the worst of Michael, with catastrophic damage reported due to the extreme winds and storm surge. Numerous homes were destroyed, and 3 million acres of timber were destroyed at a cost of over \$1.4 billion. Throughout the storm and its aftermath, fire, EMS and search & rescue assets responded and remained in the impacted communities for weeks, assisting in many ways for the good of all the citizens of Florida.

We always hope there will be no major events harming our state each year, but we ceaselessly work to be prepared when they do occur as evidenced by our response to this year's challenges.



WAYNE WATTS
Senior Management
Analyst - Supervisor



JOHN P. KOHNKE
Domestic Security

Domestic Security Grant Programs

The Domestic Security Coordinator works in conjunction with various federal, state, and local agencies, as well as constituent groups, to support and enhance the State's fire specialized teams providing Urban Search and Rescue, Advanced Hazardous Materials Response, and mobile Mutual Aid Radio Cache communications responses across the state. The State Fire Marshals' Office partners with local departments through the Florida Fire Chiefs' Association State Emergency Response Plan (SERP) to provide the capabilities. The coordination team supports local specialized response teams through developing grant funded projects, response planning, exercises, deployment during activations, reimbursement claims eligibility, documentation, and submittal for reimbursement.

Over the past 16 years the Domestic Security Program helped secure and oversee the Fire Rescue allocations of the Federal Homeland Security Grant Funds to eight Urban Search & Rescue (US&R) teams, 29 Chemical, Biological, Radiological, Nuclear and Explosive (CBRNE) capable Hazardous Materials teams (18 SHS Grant funded), eight Mutual Aid Radio Cache (MARC) units, and local Light Technical Rescue Teams (LTRT).

To accomplish this the Domestic Security Coordinator works in concert with:

- Emergency Support Function (ESF) 4 - Firefighting and ESF 9 - Search and Rescue serving as one of the Emergency Coordinating Officers (ECO)
- Florida State Fire College
- Florida Division of Emergency Management
- Florida Forest Service
- Department of Environmental Protection
- Florida Fish and Wildlife Commission
- Department of Health
- Florida Fire Chiefs Regional Coordinators
- Florida Fire Chiefs Association's subcommittees of Domestic Security Resource and Emergency Response
- Florida Association of Search & Rescue
- Florida Hazardous Materials Response
- FEMA

In addition, the Coordinator serves as an appointed member of the State Emergency Response Commission on Hazardous Materials.

The Program works to ensure the integration of the various committees, commissions, funding sources, and response agencies to support the statewide capabilities of ESF 4&9 in response to major emergencies and disasters.



Bureau of Fire Standards and Training

The mission of the Bureau of Fire Standards and Training (BFST) remains enabling the success of Florida's fire service in meeting the needs of their respective communities and constituents. As such, it is incumbent upon the BFST to maintain an intentional and active process designed to understand the needs of our constituents and in turn ensure that every aspect of the BFST is designed to support those needs. The need to manage quality training programs, efficient certification processes, and effective safety programs continues to be at the heart of meeting these needs.

The BFST will continue working to ensure the highest quality of training programs delivered at the Florida State Fire College. This has been accomplished through an ongoing assessment and redesign of curricula. The feedback of students attending training programs at the Fire College has been very positive. The BFST continues to survey all students attending courses at the Fire College to ensure courses remain relevant and current. It is important that students attending any training throughout the State walk away with an increase in their knowledge and skills to best serve their communities and not simply "get a certificate". In addition to delivery of certification programs on campus, the BFST continued to deliver its annual Mental Health Symposium and Cancer Symposium, both major initiatives for CFO Patronis, and Instructor Conference.

Additionally, CFO and State Fire Marshal Patronis' BFST was responsible for leading the development of Florida Administrative Code ("rule") to ensure mental health training and cancer prevention training are delivered to new and incumbent firefighters. The requirement to deliver these training programs was placed into statute in 2018, and through the rule-making process these two programs are now officially included in the existing firefighter training program at

the Firefighter 1 level. By placing this training at the Firefighter 1 level, the positive impact will be realized for both Florida's volunteer and career firefighters.

In 2018, CFO and State Fire Marshal Patronis' BFST facilitated the implementation of Florida's \$1 million dollar grant to reduce the exposure of Florida's firefighters to carcinogens by providing on-scene decontamination kits and additional training materials to all Florida fire service providers. Through this program more than 4,000 decontamination kits were delivered to nearly 85 percent of Florida's fire departments. Beyond awarding equipment and training materials, this initiative has proven to be a significant factor in positively impacting the safety culture of Florida's fire service in addressing the safety of our firefighters. This program has been recognized by other state fire service training providers as "groundbreaking" and have reached out to the Florida State Fire Marshal's office as they worked to develop their own programs.

For the past several years, the State Fire Marshal's office has been responsible for the management of a cancer research grant being conducted by the University of Miami's Sylvester Comprehensive Cancer Center. The BFST has been actively involved in the ongoing support of this grant, that was awarded once again, in 2018, to the University of Miami.

The BFST was also responsible for the direct management of the State Fire Marshal's recurring \$1 million dollar grant focused on improving the health and safety of Florida's volunteer firefighters. This health and safety grant initiative has proven highly successful in ensuring Florida's volunteer firefighters have access to current personal protective equipment and self-contained breathing apparatus.



MICHAEL TUCKER
Bureau Chief

The BFST is again grateful to the Florida Legislature for their continued funding of the maintenance and updating of the Florida State Fire College campus. The BFST successfully completed the construction of its new Live Fire Training Simulator that will replace the existing 29-year-old burn building. The BFST has also begun utilizing its new 1,500 square foot fire ground rehab facility as part of its daily training activities. Without the support of the Florida State Fire College's constituent groups, investments in campus operations would be impossible.

The programs administered by the BFST are developed through an open rulemaking process. Without the active participation by constituents, successful rulemaking cannot occur. Rulemaking may be initiated at the request of our fire service stakeholders or by the BFST under specific conditions. The BFST serves as the facilitator of the process by receiving input from others to reach a consensus on language. The BFST continues to strongly encourage participation by individuals and constituents to frame a consensus on the rule. To stay informed, please subscribe to the Florida Administrative Weekly site at www.flrules.org/ to receive notifications of any BFST rulemaking.



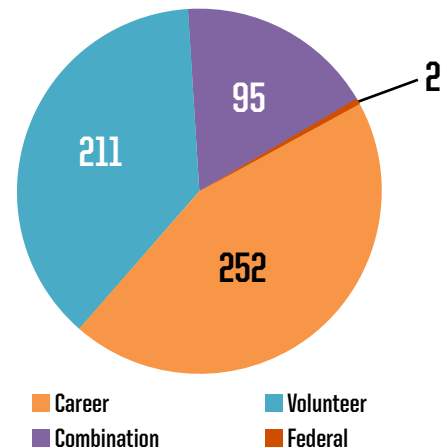
Safety Section

SUSAN SCHELL

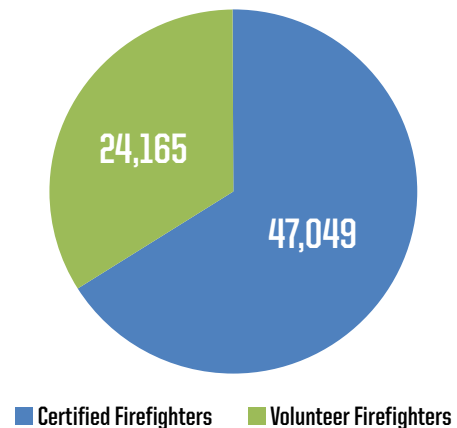
Safety Program Manager

Florida Statutes 633.502–633.536 establishes the “Florida Firefighters Occupational Safety and Health Act”. It is the intent of the Legislature to enhance firefighter safety throughout the state. Specifically, this was to be accomplished by implementing and mainlining policies, procedures, practices, rules, and standards that reduce the incidence of firefighter employee accidents and occupational diseases. Key among the Division’s responsibilities include identifying employers with high frequency or high severity of work-related injuries, conducting safety inspections of firefighter employers, and assisting firefighter employers in developing and implementing firefighter safety and health programs. The Division is also charged with enforcing the policies, rules, and standards established under Florida law.

Number of Fire Departments

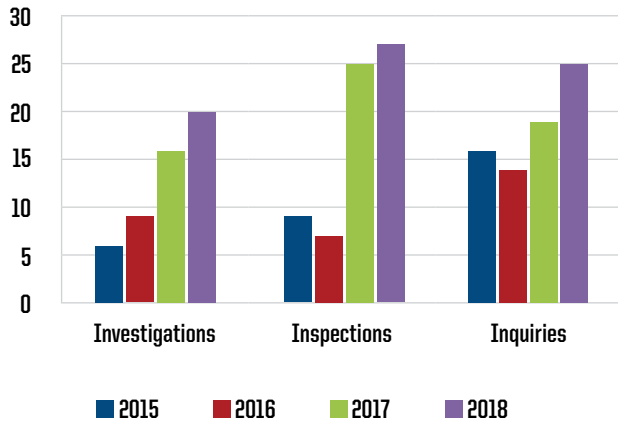


Fire Fighting Force



The Division has established the “Safety” Section within the Bureau of Fire Standards and Training, located at the Florida State Fire College. The Section’s responsibilities include ensuring a safe working environment for the 47,049 certified career firefighters and the 24,165 volunteer firefighters. While the Section is charged with enforcement, a significant focus is education, investigation of complaints, and interaction between section representatives and fire department personnel.

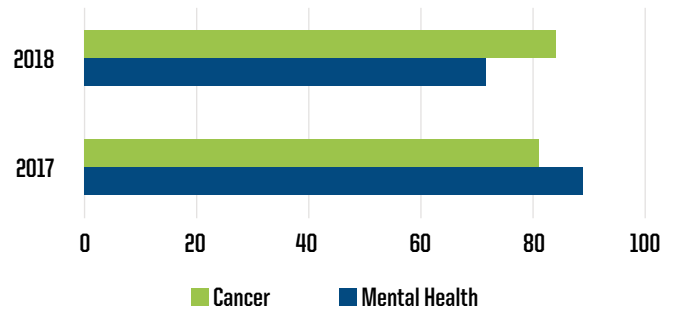
Safety Section Activity



The Safety Section’s activity has increased over the preceding four years. Inspections have risen in conjunction with the Volunteer Firefighter’s Assistance Grant and departments recognizing the need to be compliant with safety regulations. Investigations have risen including both medical emergencies and injuries occurring on the incident scene and within the department. Inquiries have ranged from citizen and member complaints of unsafe conditions to uncertified personnel operating in dangerous environments.

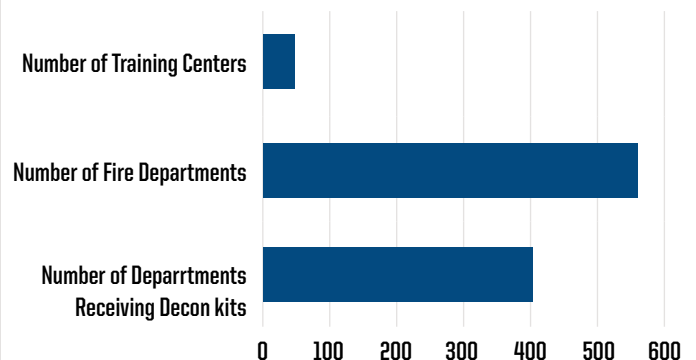


BFST Sponsored Conferences Number of Attendees



The BFST sponsored two annual symposiums, the Cancer Symposium, and Mental Health Symposium in conjunction with the Florida Fire Chiefs’ Safety and Health Committee and the Safety and Health Collaborative. The BFST was also involved in the Florida Fire Chiefs Association Safety and Health Conference, and Safety Representatives attended the Safety and Health Collaborative meetings held in various regions.

Cancer Mitigation Grant Program



The Florida legislature awarded a \$1 million dollar grant for mitigation of firefighter exposure to carcinogens. To assure all departments would benefit from this grant, decontamination kits were provided to every department’s apparatus that flowed water. Considerable time was spent contacting departments electronically through a survey, followed by e-mails and phone calls in an effort to reach as many departments as possible with the grant. Certified training centers were included so that new firefighters could be trained on proper gross decontamination procedures after a fire. With over 500 fire departments in the state and 44 training centers, 405 departments initially returned the information to be awarded the decontamination kits.

The BFST continues to remind everyone that **THE** Florida State Fire College is **YOUR** Fire College and we look forward to seeing you at future classes!

Standards Section

EUGENIA L. TUCKER

Standards Supervisor

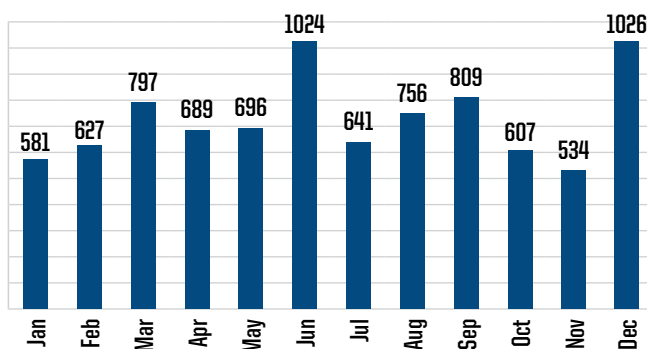
The Standards Section is responsible for the administration and maintenance of the Florida Fire Service certification programs, written and practical testing, Pro-board and IFSAC accreditation, certification and inspection of 44 training centers, supplemental compensation, and FCDICE (fire department state database). The Standards Section is staffed with eight full-time and 13 OPS personnel to ensure that all fire service personnel receive excellent fire service programs that are managed both professionally and economically.

The Standards Section Supervisor has oversight of the following programs and personnel: a Government Analyst, Administrative Assistant, Senior Clerk (full-time and OPS), and three Field Examiners. Additionally, 12 OPS personnel assist with field examination testing and annual inspections of training centers and one OPS person assists in the day to day operations at the BFST.

Florida Fire Service Certification Program

The certification program consists of more than 100,000 certifications that are defined in Florida Statute and Administrative Code. These certifications include Firefighter I & II, Fire Officer I to IV, Fire Safety Inspector I and II, Fire Instructor I to III, FLUSAR and others. 8,787 certificates were issued during 2018 in either the Experiential Learning, Executive Development, or Technical Training certification programs. This is a 2.1 percent increase from 2017.

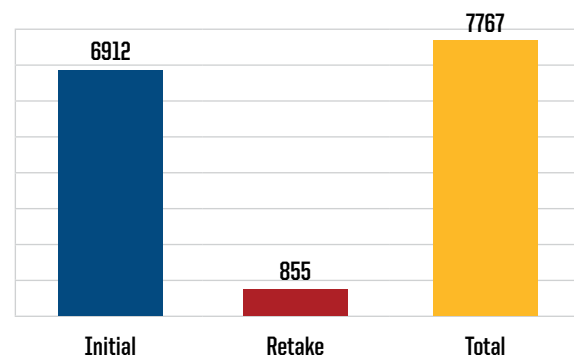
2018 Monthly Totals for All Certifications



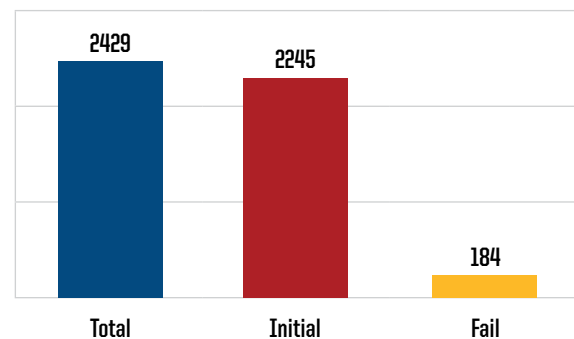
Written / Practical Examinations

The written and practical examinations evaluate the individual's aptitude and capability to meet the job performance requirements (JPR's) set forth by the National Fire Protection Association (NFPA). Written examinations are conducted in partnership with Pearson Vue to allow each individual to test at a time and location convenient to their personal schedule. Each year, a review is conducted to ensure the written exams are current with the JPR's. In 2019 several examinations will be up for review based on updated JPR's in the NFPA Standards. Practical examinations are conducted for the Firefighter I and II minimum standards program at the Florida State Fire College and Florida State authorized training centers. Practical examinations are conducted to ensure the recruit can perform firefighting tasks involving residential buildings. A Certificate of Compliance is awarded to applicants who complete the required training, achieve a passing score on a comprehensive examination, and meet all statutory requirements for certification.

Written Exam



Practical Recruit Exam



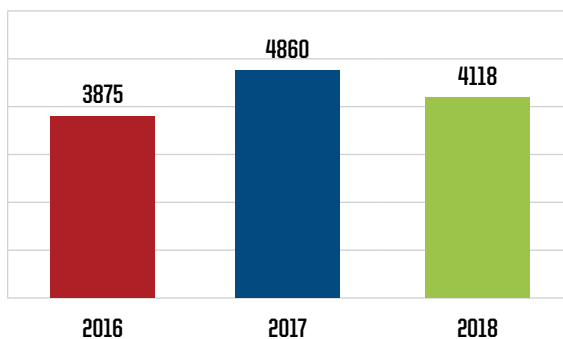
Firefighter I and II / Operation Dispatch and Out-of-State

In 2018, the BFST issued 2,337 Firefighter II Compliance certificates. This is a 3 percent increase from 2017. Of that number, 24 were issued through the Operation Dispatch program for veterans and to personnel from other states that challenged the written and practical exams. Those tests were conducted during the quarterly retesting cycle in February, March, September and November.

Pro-Board / IFSAC Accreditation

Florida fire service and military personnel that have participated and completed technical training through the BFST are eligible to receive Pro Board and/or IFSAC certification. Military personnel are trained at military bases in the southeast region or at the Florida State Fire College. In 2018, the Standards section issued 4,118 Pro Board certifications. The Pro Board activity decreased by 2 percent from the previous year 2017. The Standards Supervisor and Government Analyst attended the Pro-Board conference this year in Dallas, TX. Amy Johnson, Government Analyst was awarded the Chief Jim Estepp Scholarship Award. This award was given to two individuals which paid for their attendance to the conference. The selection was based on their contributions to their work with Pro-Board and the organization.

Pro-Board



Performance Objectives

Performance Objectives (PO's) for the Minimum Standards classes were reviewed and revisions made as necessary. These objectives provide standardization of basic firefighter skills. They are utilized by the 44 training centers within the State of Florida to provide consistency in instruction, whether a recruit attends training in the Panhandle or the Florida Keys, training is consistent. The goals of the objectives are 1) lead the industry in training and standardization; 2) ensure upon completion of minimum standards the recruits leave their respective academies ready to respond to emergencies on day one; and 3) the recruits become some of the best firefighters in the country.

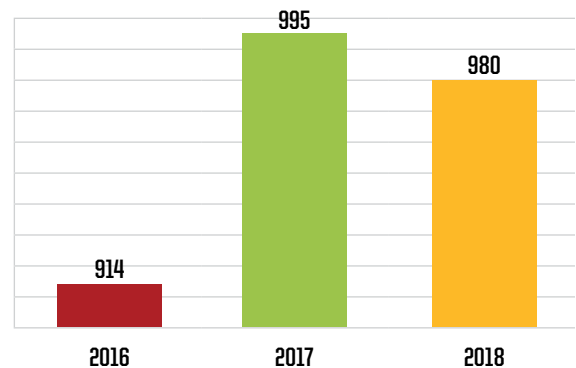
Fire College Department of Insurance Continuing Education (FCDICE)

A significant component in meeting Florida's requirements is for each firefighter and fire service provider to maintain their respective information within FCDICE. The FCDICE database populates information for over 70,000 individuals. A firefighter's work and training history from initial certification to retirement is stored in FCDICE. The presence of accurate contact information in FCDICE allows the BFST to effectively communicate to specific issues associated with those previously listed.

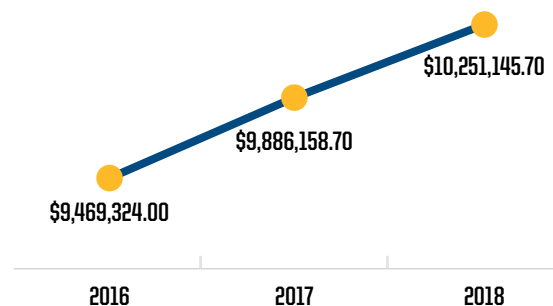
Firefighter Supplemental Compensation Program

The supplemental compensation program awards fire service personnel with an education incentive for qualifying degrees. For the degrees to qualify, the course of study must be associated with the fire service and the duties performed. In 2018, 980 supplemental comp applications were submitted and processed. This was a 2 percent decrease from 995 in 2017. In 2018, there was a total disbursement of \$10,251,145.70 to 12,306 participants in the program.

Applications Approved



Annual Disbursement



Training Section - Experiential Learning

FRANCIS ENNIST

Training Supervisor

JUDI AAMLAND

Government Analyst I

The Florida State Fire College (FSFC) continues to deliver high quality, professional instruction to firefighters, inspectors, our U.S. Military, law enforcement and other personnel. We achieve this mission by using full-time instructors along with part-time and contract instructors in the classroom. Our full-time instructors also function as Program Managers who coordinate, review, update, and develop all courses, providing supervision and support for the part-time and contract instructors.

The FSFC, through the Training Section, delivers instruction in various ways. We utilize a contract with Marion Technical College (MTC) to deliver many of the hands-on programs at FSFC. MTC is contracted to teach firefighter minimum standards, pump operator, Urban Search and Rescue, and Hazardous Materials courses. The FSFC also supports

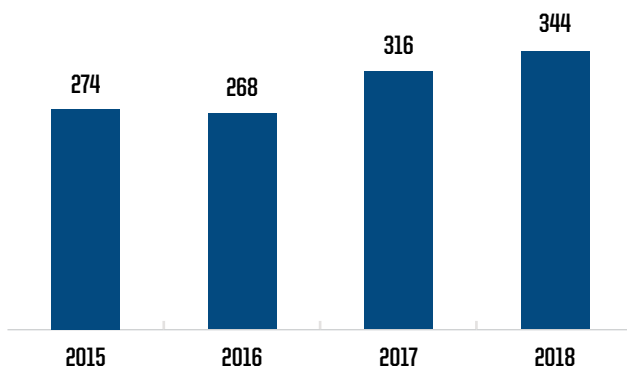
MTC in training United States Army personnel in all urban search and rescue disciplines. Our training section also uses instructors through colleges, certified training centers, fire department training centers, and private providers facilitating hands-on training throughout the state when firefighters cannot attend the FSFC. Lastly, we conduct many classes on campus and have incorporated the National Fallen Firefighter Foundation (NFFF) 16 Life Safety Initiatives into our curriculum as well as the NFIR's incident reporting program, so students can use live data from their community to address local issues.

Our training section continues working with the Bureau of Fire, Arson, and Explosives Investigations to support the delivery of arson courses and help to develop the student manual, which encompasses four of the arson courses leading to certification. We also continue working with the Standards Section to insure all certification exams are current with applicable National Fire Protection Association standards. Subject matter experts are routinely involved to validate all state exams being offered for certification. The Training Section's goal is to provide our staff with the most current information and tools to achieve training for all emergency services personnel through a variety of methodologies. The section is continuously focused on introducing new methods to meet the emerging needs of our instructors and the fire service. By knowing their needs, we are better able to provide quality service to our customers and students and better prepare them to serve the needs of their communities.



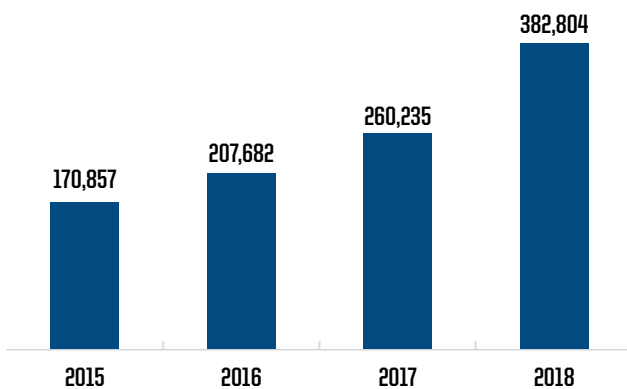
The charts below compare the last five years of classes offered and number of students attending classes at Florida State Fire College. The training staff is most proud of the fact that even with the landfall of Hurricane Michael and the following weeks of class cancellations, as well as the housing of resources for storm recovery and the assistance to rebuild fire departments in our panhandle, all numbers continue to increase. This ensures valuable training to 10,079 students through 344 courses accumulating 382,804 student-contact-hours.

Number Classes Offered



During 2018, the Training Section offered 344 classes. Class subject matter varied between Fire Officer certification classes, Firesafety Inspector certification classes, Technical Rescue classes as well as classes leading to volunteer firefighter certification.

Student Contact Hours



Student contact hours rose to a total of 382,804 and included students that are firefighters, military students (special operations programs, and civilian students (fire extinguisher technician).

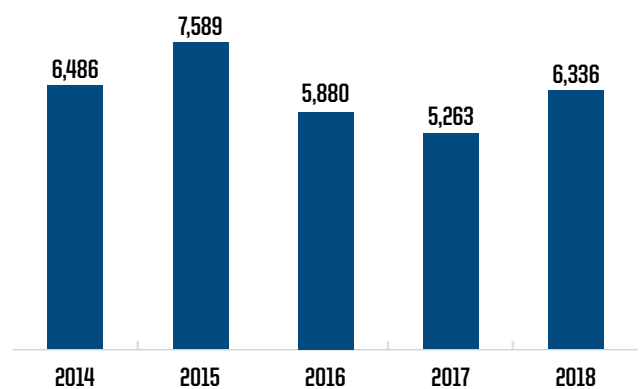


Our student make-up included career firefighters, volunteer firefighters, fire service members from Florida, Georgia, Alabama, the Virgin Islands, Turks-Caicos Islands, and Jamaica.

The training section also has responsibility for developing and conducting an annual Volunteer Week, Instructors Conference, and working closely with the Safety Section to present a Mental Wellness and Cancer Symposium. Volunteer Week offers quality training opportunities at no cost to volunteer firefighters. They also receive complimentary lodging at the Fire College dorms and have access to an extensive library of books and training materials.

The Instructors Conference focuses on improving the skills and abilities of instructors across the state. Through guest speakers, panel discussions and exercises, instructors can provide added value that students look for in fire science presentations.

Number of Students



Executive Development Section

PATRICK GIACOBBE

Supervisor

MARY-ELLEN HARPER

Program Manager

The Florida State Fire College unveiled its update to the Executive Development Program Section at the start of 2018. Managed by Supervisor Patrick Giacobbe and Instructor Mary-Ellen Harper, the Executive Development Program includes eight courses that lead to Fire Officer III, Fire Officer IV, and Fire Code Administrator Certifications.

The first major change to the program was the rebranding of the courses into the newly formed Executive Development Program. All Executive Development Program courses are now advertised on the new red and black "Florida State Fire College Executive Development Program" flyers. These flyers include a description of the course offerings as well as a biography and picture of the instructor. During the last year, new instructors from across the State of Florida and from out of state were recruited for their professional experience and ability to enhance the Executive Development Program.

FLORIDA STATE FIRE COLLEGE
EXECUTIVE DEVELOPMENT PROGRAMS

Instructor Biography:
Fire Marshal Michael J. Guilino, IAIA-CFI
Mike Guilino is currently the Fire Marshal for the Town of Palm Beach. He has served in this position for over nine years. He earned the State of Connecticut Fire Inspector Certification in April 1998, with a Certificate of Academic Achievement. Mike's firefighting career began in 1989 and he has spent over 25 years serving his community.
Mike graduated from the University of Connecticut School of Education with a teaching certificate in Mathematics. He also holds a Master's of Science degree from the University of New Haven in Fire Administration.
Mike has also held the position of Adjunct Instructor at Saint John's College teaching Mathematics. He has taught countless community and fire prevention programs to people of all ages during his career.
Mike is a member of the National Fire Protection Association (NFPA) and the Connecticut Chapter of the International Association of Fire Investigators (IAFI).
In 2015, Mike achieved the distinction of Certified Fire Investigator (CFI-2). He is also a retired member of the International Association of Fire Fighters (IAFF 1-3157) as well as a Contract Instructor for the Florida State Fire College.

REGISTER IN FDCICE FOR THIS CLASS

QUANTITATIVE ANALYSIS
COURSE OFFERING #92701
APPROVED FOR 45 CEU'S FOR FIRE INSTRUCTORS
Students will be introduced to the basic principles of research methodology. This course provides the theory, techniques, and tools to support and facilitate managerial decision making in the fire service.

WHERE
Florida State Fire College
1000 N.W. Government Road
P.O. Box 13000
Tallahassee, FL 32305-1300

WHEN
May 6-10, 2018

FOR ADDITIONAL INFORMATION
Patrick Giacobbe
Email: Patrick.Giacobbe@fsfcc.edu
Phone: 904.224.2800

Mary-Ellen Harper
Email: MHarper@fsfcc.edu
Phone: 904.224.2800

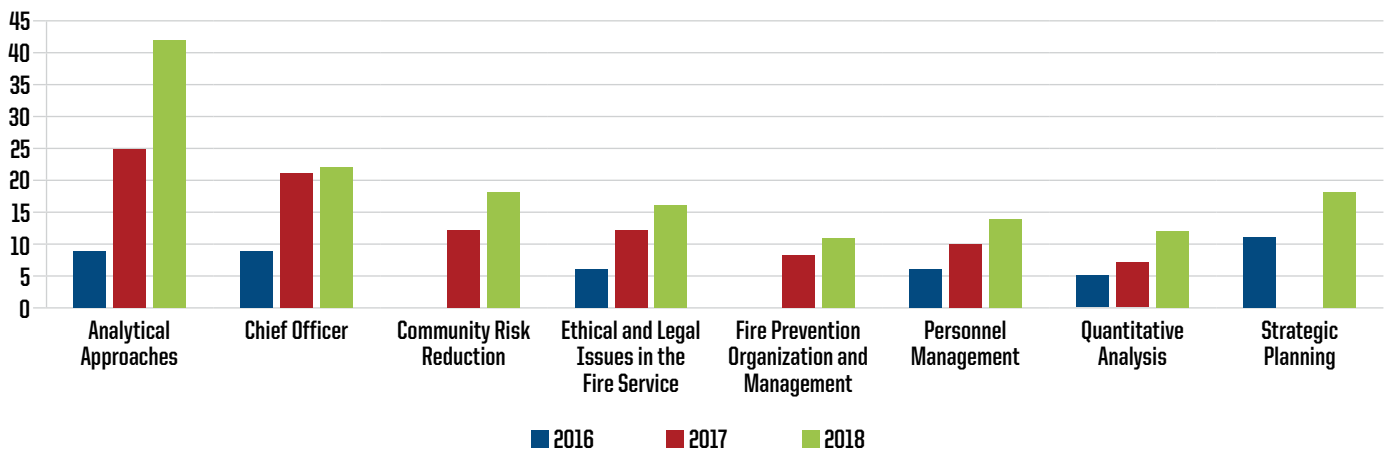
The Executive Development Program courses have all been redesigned to minimize the use of PowerPoint and to encourage student participation. Each course includes a pre-course assignment which requires the students to read an assigned non-fire service book before class and to then make a presentation relating the book to their professional experience. The topics of the books assigned in the Executive Development Program include a variety of topics ranging from management and leadership to ethics, interpersonal skills, and group dynamics.

Each of the courses within the Executive Development Program now use real and current data from the student's own fire department. Consistent with the dynamic needs of the Florida Fire Service, practical applications for these courses include projects, case studies, activities, and experiences including field trips that are appropriate to the given course. The 16 Firefighter Life Safety Initiatives established by the National Fallen Fire Fighters Foundation (NFFF), the Florida Fire Incident Reporting System (FFIRS), and the National Fire Incident Reporting System (NFIRS) are integrated into all Executive Development Program courses.

Feedback on the new programs from Fire Officers pursuing Florida Fire Officer III, Fire Officer IV and Fire Code Administrator Certification has been very positive. Ponce Inlet Chief Daniel Scales was inspired to send the following feedback after completing the Quantitative Analysis class this past October:

"...the Quantitative Analysis program was one of the most beneficial and enjoyable classes I have taken at any venue. Not only did you do a great job presenting a difficult and dry subject, but you also made the material pertinent to the fire service. You kept the group engaged and conversation interesting, I learned as much from the dialogue among the group as I did from the presentation of the course material."

Course Attendance – 2016 Through 2018



Anonymous feedback received from students on the end of course evaluations has been similarly positive. One student from the from the October Analytical Approaches to Public Fire Protection wrote that the class was an “Excellent mix of student participation and lecture. I enjoyed the required reading assignment.” A student from the November Strategic Planning class commented “Great energy, like the use of a field trip. Pre-assignment was very helpful and different. Added a different twist, different way of thinking about the traditional fire program.”

Executive Development Program class sizes are limited to 15 students to assure adequate time for meaningful student discussion and presentations.

Volunteer Fire Section

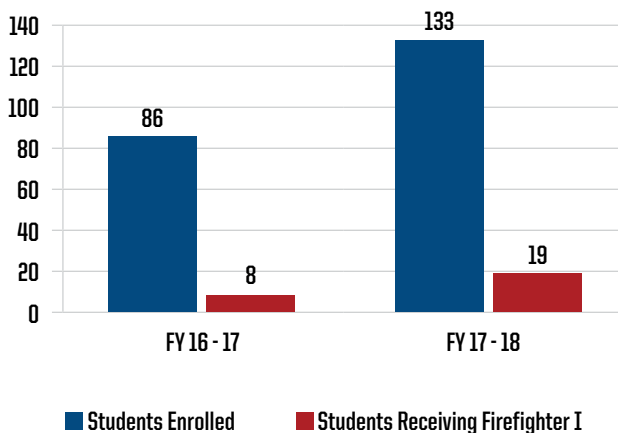
CHARLIE FRANK

State Volunteer Fire Coordinator

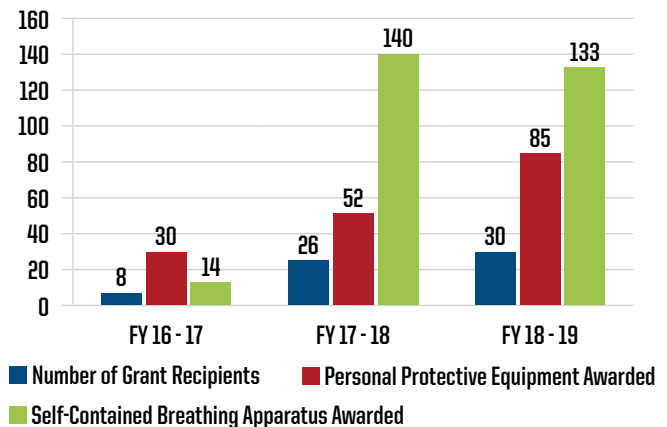
This relatively new section was established within the BFST on July 1, 2016 and is located at the Florida State Fire College. The Section is managed by the State Volunteer Firefighter Coordinator whose responsibility is to assist volunteer and combination fire departments with training, statutory and Florida Administrative Code (F.A.C.) requirements, recruitment and retention, resources, grants; and manage the BFST's “Grow as You Go” Online Firefighter I Program and Florida Firefighter Assistance Grant Program.

The BFST's “Grow as You Go” Online Firefighter I Program was created in March 2016 to provide recruits with the ability to complete the classroom portion of Firefighter I program at their own pace and at no cost to their fire department. To date, there have been a total of 257 students entering the program with 52 individuals earning their Volunteer Firefighter Certificate of Completion.

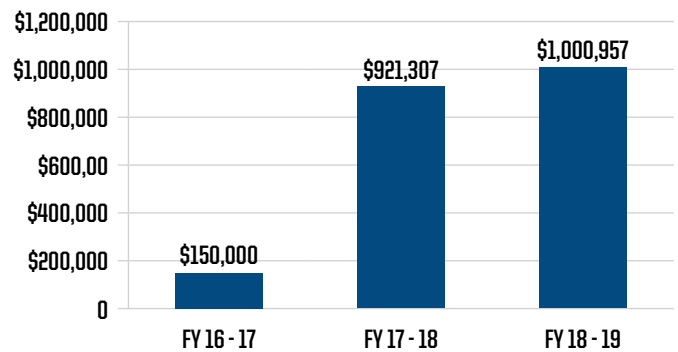
BFST “Grow as You Go” Online Firefighter I



Florida Firefighter Assistance Grant Program



Florida Firefighter Assistance Grant Award per Fiscal Year



While the program is modular in design with five different “completion points”, many students choose to complete the entire program to receive their Volunteer Firefighter Certificate of Completion. To receive their Volunteer Firefighter Certificate of Completion (206 hours), the recruit successfully completes the online course along with associated skill sheets, Florida Firefighter I Practical Skills Task Book, and remaining requirements in F.A.C. 69A-37.055(2)(b).

The Florida Firefighter Assistance Grant Program was established by Section 633.135, F.S. on July 1, 2016, and defined in F.A.C. 69A-37.502. The purpose of the Grant Program is to improve the emergency response capability of volunteer and combination fire departments by providing financial assistance and enable fire departments providing firefighting, emergency medical, and rescue services to their communities. Through FY 2018-19, a total of \$2,072,264 has been awarded to volunteer and combination fire departments.

The State Volunteer Firefighter Coordinator is available to assist volunteer and combination fire departments with meeting their needs, so they can provide the best possible fire service to their community.

Student Services Section

REGINA SAUERACKER

Operations Manager

ANGELA CAIN

Registrar

The BFST's Student Services Section at the Florida State Fire College reaches all members of fire and emergency service organizations throughout Florida. There is an average of 4,500 students on campus annually and over half utilize the fire college dormitories. The Section's staff strives to meet the needs of students by encouraging input through weekly surveys.

During 2018, a total of 5,047 students attended courses on the campus. This was a 17 percent increase from the 4,294 students who attended classes during 2017. Additionally, 2,439 students utilized the Florida State Fire College dormitory during 2018.

2018 On-Campus Students and Dorm Usage

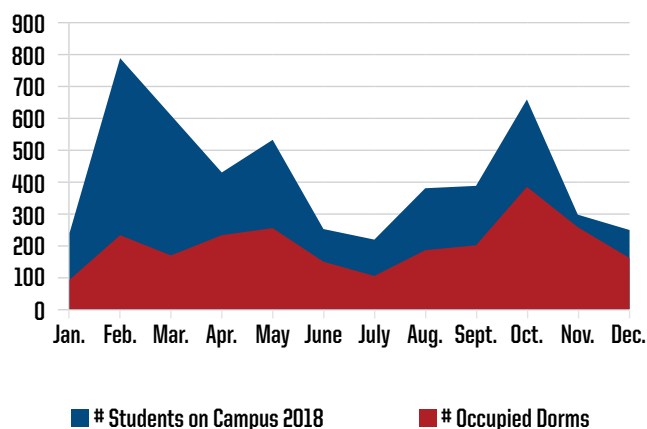


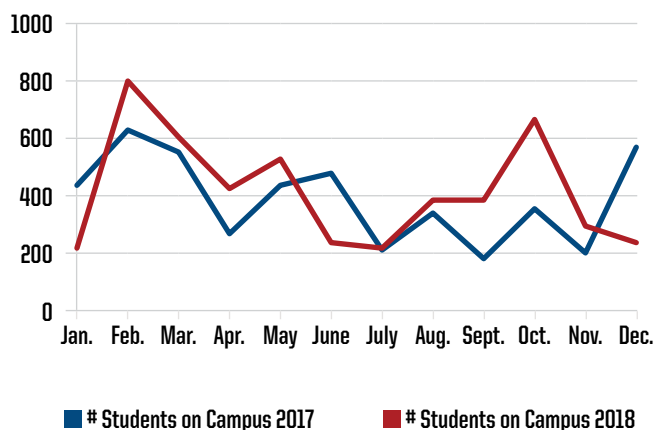
Figure provides a graphical understanding of the number of students per month on-campus and dormitory usage in 2018.

Beyond the administration of course registrations and dormitory reservations, the Section's staff provides support to campus operations through contract administration, purchasing, maintenance, and logistics. A unique responsibility of the Section's staff is to actively maintain and display information relative to Florida's "fire service history". In 2018, the Section's staff captured the history of the Florida State Fire College in an illustrative collage now prominently displayed in the Fire College lobby. In addition, there is a historical display of various tools and fire service items that fill the lobby display cases.

As a result of the Section's responsibility for all Fire College facilities, scheduling, housekeeping, and maintenance, its staff played an integral role in staging of the State's US&R assets in preparation of the response to Hurricane Michael in October 2018. The campus experienced a nearly instantaneous influx of more than 250 emergency responders housed on-campus preparing for deployment. Through a coordinated effort, campus logistics and meals were provided as well as on-going support for rotating strike teams after the hurricane.

Upcoming improvements include paving of the roads and parking lots on campus. Additionally, the Section is supporting the addition of new training props to increase the training experiences of firefighters attending the Florida State Fire College.

2017 and 2018 On-Campus Students Comparison



The following figure provides a comparison between students attending classes on the Florida State Fire College campus in 2017 and 2018.



The Florida State Fire College displays collages and antique equipment related to Florida fire service history.



Equipment staged for hurricane response.



Student Rehabilitation Facility



Staging for hurricane response



New burn/fire simulator



Bureau of Fire Prevention



CASIA SINCO
Bureau Chief

The Bureau of Fire Prevention continues its focus on the reduction of life loss and property damages due to fire. The Bureau's multiple compliance and enforcement programs, including boiler inspections, licensure of fire related industries, explosives and fire code development are constantly reviewed and updated to improve efficiency, ensure customer service and safety, and remain current with statutorily mandated changes. The Bureau manages its programs through its four functional areas of Plans Review, Inspections, Regulatory Licensing and Boiler Safety.

Efficiency Measures

The Bureau continues seeking new methods to improve efficiency within each of its functional areas. In 2018, the Bureau achieved final implementation of an electronic plans review system allowing agencies and architects to upload and apply for plans review online, saving the state valuable printing, storage, and postage costs, as well as decreasing review time.

Public Safety

The Bureau continues expansion of our public safety education efforts. The Bureau offers fire extinguisher training to state employees and members of the public, utilizing digital trainers which allow indoor training as well as outdoor. The Bureau also delivers fire safety education to audiences and venues throughout the state including the Florida State Fair, Fire Prevention Week, and Campus Fire Safety Week.

Staff Development and Training

The Bureau's professional and administrative staff completes hundreds of hours of continuing education and professional development courses annually to maintain concurrency with the changing conditions in the regulated industries. The Bureau also supports the initiatives of the National Fire Academy and Federal assistance programs aimed at fire and life safety improvement. Our staff works with key fire service leaders in code development and interpretation and serves on technical and regional code development committees, as well as the Florida Building Commission. The Bureau's staff performs in administrative and field operational roles in support of ESF 4&9 (Fire Fighting and Search and Rescue) during periods of natural, technological, or man-made disasters.

State Fire Marshal - Compliance and Enforcement Bureau of Fire Prevention FY 2017/18

Number of boiler inspections by department inspectors	530
Number of construction plans reviewed	343
Number of entity requests for licenses, permits and certifications processed within statutorily mandated time frames	9,604
Number of recurring inspections completed	6,811
Number of high hazard inspections completed	7,559
Number of construction inspections completed	1,379
Number of regulatory inspections completed	1,031

Boiler Safety Program

DAVE Warburton

Boiler Chief

The Boiler Safety Program is responsible for enforcement of the Boiler Safety Act, as outlined in Chapter 554 of the Florida Statutes. The Department of Financial Services adopts by rule a State Boiler Code for safe construction, installation, inspection, maintenance, and repair of boilers installed throughout this state. The program annually issues certificates of competency to qualified insurance inspectors who work for a licensed boiler insurance company and pass the State of Florida Boiler Exam. These examinations are given on a quarterly basis to inspectors that already have their National Board commission.

David Warburton, Chief Boiler Inspector, administers the State Boiler Inspection Program. Boiler Safety Section staff consist of the Chief, five Deputy Inspectors, and two Administrative Support staff. Boiler insurance companies employ about 120 insurance inspectors who conduct inspections and submit inspection reports to the program.

Operations

There are more than 20,000 registered boilers located in Florida's public assembly areas in active service. For the 2018 calendar year, the deputy boiler inspectors, program staff, and insurance company inspectors conducted and recorded 8,241 boiler inspections, identified 1,553 violations and closed 919 violations.

For the owner of a boiler located in a place of public assembly, three criteria must be fulfilled to obtain a certificate of compliance as described in the Boiler Safety Act. First, the boiler must have a current certificate inspection performed by the Chief, Deputy, or Insurance inspector that has been documented on an inspection report described within the boiler safety rules and submitted to the boiler safety program for processing. Boiler safety program staff process the information and create an invoice for the statutory certificate fee and create a violation letter if any are found. Once payment has posted for the fee and any documented violations have been cleared by the appropriate inspector, the certificate will be generated and mailed.

Our efforts are directed toward getting the right inspector to the right boiler. This means if the boiler is insured, the insuring company has the obligation to complete the inspection and state deputy inspectors should not inspect insured boilers. This allows state Deputy inspectors to expand their focus from solely inspection to include other areas, such as performing public outreach training to educate boiler owners, contractors, and other interested parties on the requirements concerning the Boiler Safety Act, the Boiler Rules, and boilers safety awareness. Additionally, Deputy Inspectors started searching for unregistered boilers and noncompliant boilers in their assigned territories and provide direct assistance to these boiler owners in obtaining their boiler certificates. This assistance could be simply providing a copy of an overdue invoice or providing technical expertise in solving complex code violations in concert with boiler owners and repair companies. The results of these efforts have resulted in statewide overdue inspections dropping each year as we move forward, as well as improving the compliance rate of regulated boiler throughout the state.

Public Portal

The public portal is easily accessed through the Bureau of Fire Prevention, Boiler Safety Program web page (MyFloridaCFO.com/division/sfm/bfp/boilersafety) and provides a direct access link to Citizen Serve, our work flow management system. As the public portal continues to be enhanced, it is becoming a valuable self-help tool for boiler owners, insurance inspectors, and other interested parties. The feedback we receive back from the public for the portal has been extremely positive. All registered boilers are now available for review by the public. Invoices, certificate, inspection reports, and historical data can be downloaded. Registered owners and Insurance inspectors may upload documents needed to complete inspections and clear open violations. Additionally, boiler owners now have the option of paying invoices online, and having the certificate ready to download in hours, instead of mailing the payment in and waiting for certificate to arrive via regular mail. The boiler staff routinely spend approximately 35-40 hours a week educating the public on portal access and use.

Plans Review Section

JOHN S. GATLIN

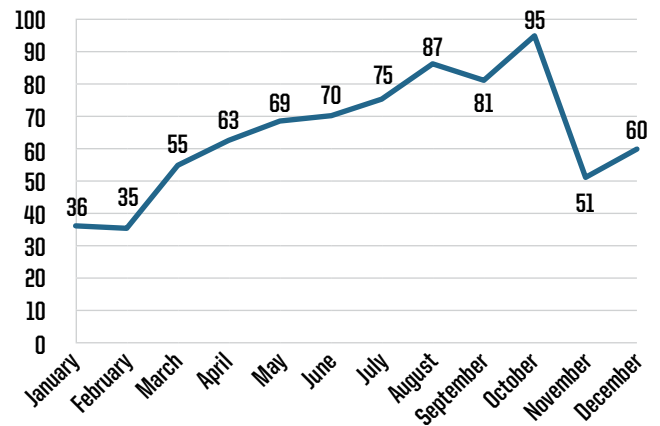
Plans Chief

Plan Review is a vital, cost effective, and value-added engineering tool that provides guidance while buildings are in the design phase and throughout the construction cycle. Identifying potential code compliance problems early in the process allows designers, state agencies and taxpayers an opportunity to avoid costly construction changes and delays. The Bureau of Fire Prevention's primary mission is to protect human life from fire and products of combustion as well as reduce state government and taxpayers' losses due to fire. The 777 (19 percent increase over 2017) timely and thorough compliance reviews and supportive activities completed by the Plan Review Section during 2018 of proposed building and system designs, helped internal and external stakeholders identify effective fire protection features and life safety systems that detect, extinguish, or control fire, and allowed for the safe and timely exiting of occupants from State owned and State leased buildings in the event of an emergency.

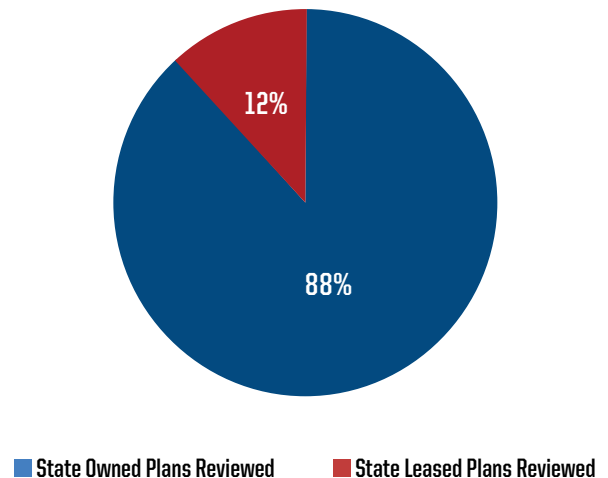
In addition to compliance reviews, Section members serve as subject matter experts routinely assisting other members within the Division, local Authorities Having Jurisdiction as well as fielding general inquiries from individuals on a variety of subjects and projects. The Sections activities this year provided benefit to thousands of direct customers by facilitating timely completion of project review and inquiry research to hundreds of thousands of in-direct customers by ensuring buildings occupied by workers and visitors are designed to the appropriate fire prevention code.

Of special significance during 2018, the Section, with support from other Department Divisions, finalized the procurement, customization and implementation of an electronic plan review program and started digitalization of legacy paper construction documents and files. These enhancements will allow for improved submission of applications and construction documents, reduced cost to the customer and Division, as well as allowing a more modern and functional retention process for project documents.

Plan Review Activities 2018



State Owned vs. State Leased



Inspections Section

JOHN WALKER

Inspections Chief

The Inspections Section is the largest of the four code compliance sections within the Bureau of Fire Prevention. We are a customer oriented, multi-faceted unit with statutory authority to conduct fire safety inspections in state-owned properties and applicable regulated industries throughout the state. There are nine field offices located in six multi-county regions. The purpose of our inspections is to identify, advise, and ensure correction of fire code violations and licensing renewal requirements in order to prevent or reduce the probability of fires through code compliance. The section assists with development of the Florida Administrative Code which includes regulations for occupancies classified by law as “uniform” buildings and structures. These occupancies include hospitals, nursing homes, restaurants, public lodging establishments and childcare facilities among others. The section’s staff also respond to calls for code interpretation and assistance

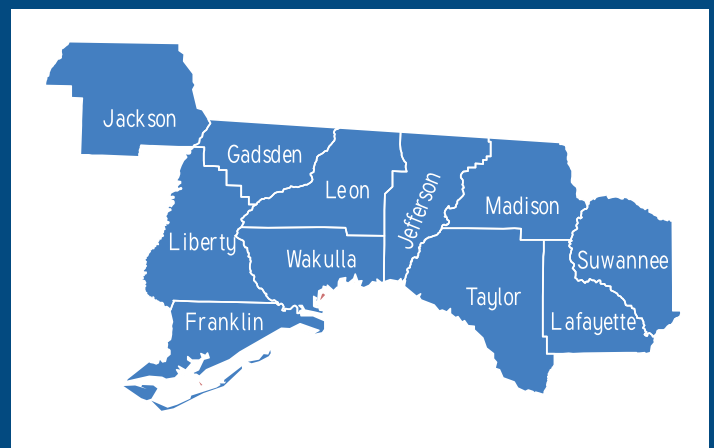
and other members continue their participation with the Florida Building Commission and administration of the Department’s Loss Control and Safety Program.

The section’s mission is **“strive to improve fire safety for Florida’s citizens and visitors through gathering, storing and the retrieval of related critical data that is one of the core responsibilities of the bureau.”** Another equally important aspect of our mission is preventing fires through public education regarding fire safety and fire hazards.

Throughout the year, section team members are involved in numerous public education and outreach activities ranging from fire prevention presentations, assistance to local government officials and other state agencies, code development, compliance and regulatory licensing investigations, disaster training, and mitigation duties. In October of 2018, Hurricane Michael impacted both the section’s Northwest and North Regions, causing extensive damage. Immediately, after the storm Fire Protection Specialists from those regions were out, surveying the damage to state infrastructure and facilities.

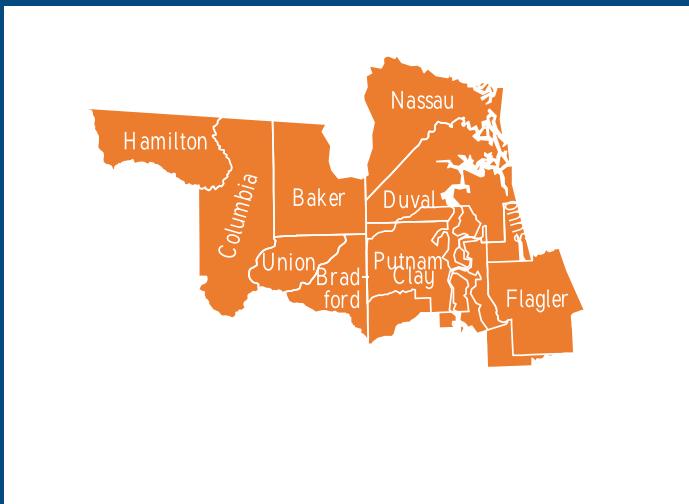
North Region

The North Region is under the command of District Chief Paul Dyer. The region encompasses 11 counties including Jackson, Gadsden, Leon, Liberty, Jefferson, Madison, Suwanee, Lafayette, Taylor, Wakulla and Franklin. Field operations are conducted by the region’s 5 Fire Protection Specialists. The North Region conducts inspections on over 2,300 buildings per year, not including construction, regulatory, or leased spaces. Examples of the high hazard buildings inspected in this region include the 22-story Florida State Capitol, Florida State University, including Doak Campbell Stadium, Florida A& M University, several prisons, and a hospital.



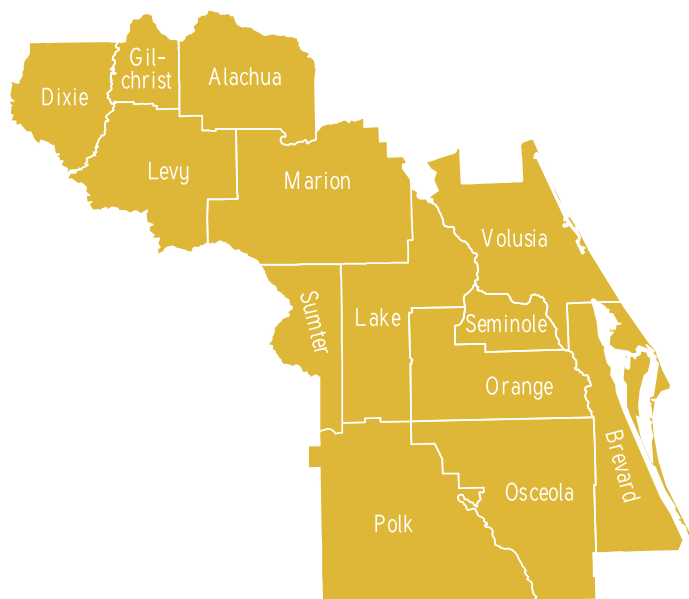
Northeast Region

The Northeast Region is under the command of District Chief Van Patterson. The region encompasses 11 counties including; Baker, Flagler, Hamilton, Columbia, Union, Bradford, Putnam, Clay, St. Johns, Duval and Nassau. Field operations are conducted by the region’s 5 Fire Protection Specialists. The region has 1 License and Registration Inspector. The Northeast Region conducts inspections on over 2,300 buildings annually, not including construction, regulatory, or leased spaces. Examples of the high hazard buildings inspected in this region include Florida State Hospital, (one of the state’s largest), University of North Florida, Camp Blanding (the Training facilities for the Florida National Guard), many of the historical buildings in the City of Saint Augustine, and several prisons.



Northwest Region

The Northwest Region is under the command of District Chief William Tate. The region encompasses 9 counties including Escambia, Santa Rosa, Okaloosa, Walton, Bay, Gulf, Calhoun, Holmes, and Washington. Field operations are conducted by the region's 3 Fire Protection Specialists. The region has 1 License and Registration Inspector, which also serves as a training position for future fire inspectors. The Northwest Region conducts inspections on over 1100 buildings annually, not including construction, regulatory or leased spaces. Examples of the high hazard buildings inspected in this region include the University of West Florida, several state correction facilities, and numerous state parks.

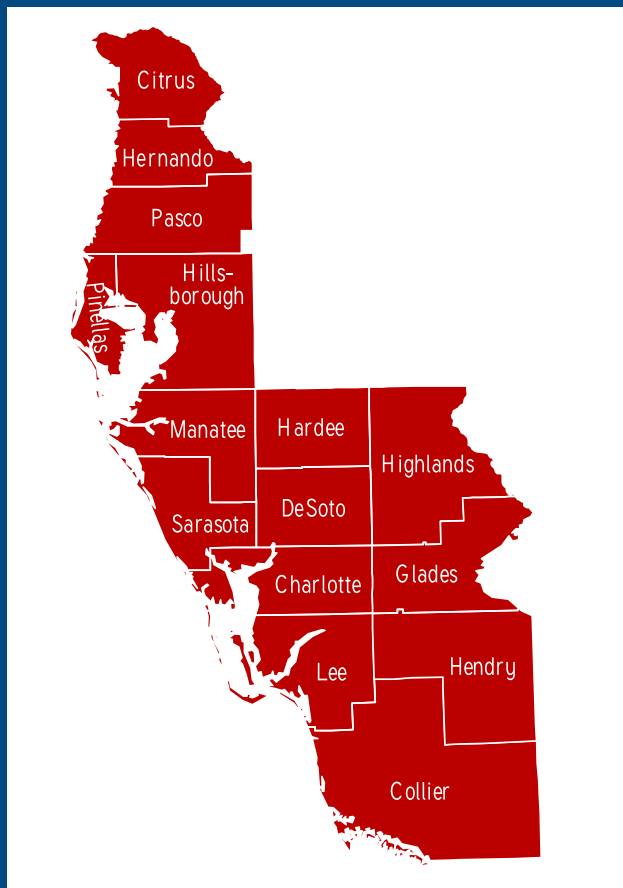
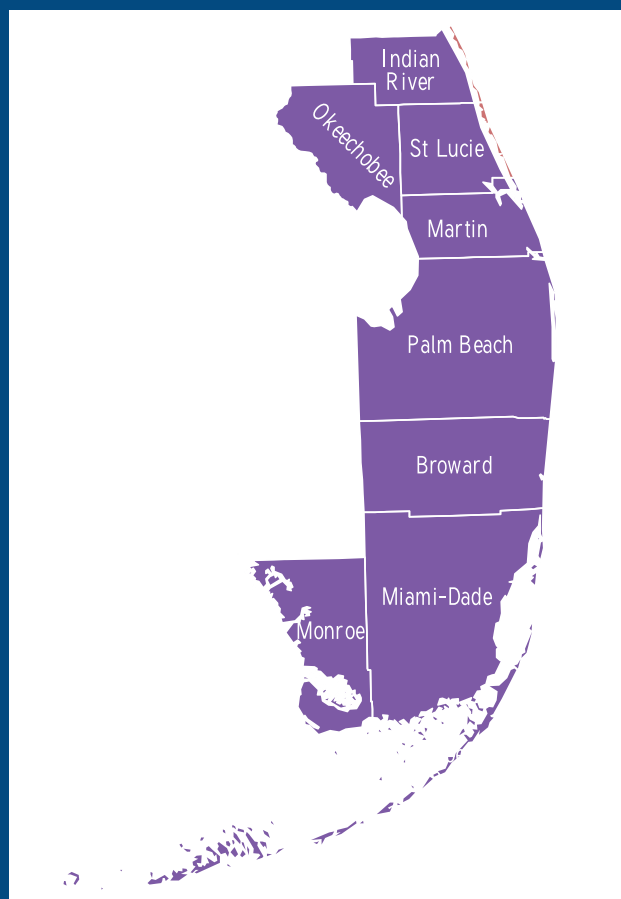


Central Region

The Central Region is under the command of District Chief Kimberly Fluharty. The region encompasses 13 counties including Volusia, Brevard, Seminole, Orange, Osceola, Lake, Polk, Sumter, Marion, Alachua, Gilchrist, Dixie, and Levy. Field operations are conducted by the region's 6 Fire Protection Specialists. The region has 1 License and Registration Inspector. The Central Region conducts inspections on over 3,300 buildings annually, not including construction, regulatory, or leased spaces. Examples of the high hazard buildings inspected in this region include Shand's Patient Care & Shand's Teaching Hospital, University of Florida, University of Central Florida, Polytechnic University, numerous state parks, and several prisons.

Southeast Region

The Southeast Region is under the command of District Chief Michael W. Long. The region encompasses 8 counties including Indian River, St. Lucie, Martin, Okeechobee, Palm Beach, Broward, Dade, and Monroe. The field operations are conducted by the region's 6 Fire Protection Specialists. The region has 1 License & Registration Inspector. The Southeast Region conducts inspections on over 2,300 buildings per year, not including construction, regulatory or leased spaces. Examples of the high hazard buildings inspected in this region include the Miami Tunnel, Florida Atlantic University, Florida International University, several state parks, and prisons.



Southwest Region

The Southwest Region is under the command of District Chief Agustin "Augie" Valdes. The region encompasses 15 counties including Hillsborough, Pinellas, Highlands, Manatee, Sarasota, Charlotte, Lee, Collier, Hernando, Pasco, Citrus, Glades, Hendry, DeSoto, and Hardee. Field operations are conducted by the region's 6 Fire Protection Specialists. The region has 1 License and Registration Inspector. The Southwest Region conducts inspections on over 2,306 buildings per year, not including construction, regulatory, or leased spaces. Examples of the high hazard buildings inspected in this region include the University of South Florida, University of South Florida St. Pete Campus, University of South Florida Sarasota/Manatee Campus, New College, Ringling Museum, Florida Gulf Coast University, Florida Architecture and Mechanical University at Chinsegut Campus, and several prisons and state parks.

Inspections Required by Law

Statutory inspections required of the section are divided into two types: annual and recurring. These inspections are designed to ensure the correction of any identified fire code violations to reduce the propensity for ignition or spread of any uncontrolled fire through prescriptive and performance-based code application.

Properties inspected include all state office buildings, universities, prisons, hospitals, specific public and charter schools, and several other classes. All state-owned properties classified by statute as High-Hazard Occupancies are required to be inspected annually. Working in conjunction with other state agencies, we can ensure that as space requirements change, we are not leaving uninspected facilities, thus providing the best fire safety possible for the workers and citizens of Florida.

Fire Protection Specialists from the section also inspect other life safety systems and processes including: storage locations for explosives; fire protection systems; licensing activities for fire equipment dealers; conduct investigations of construction mining sites; and citizen complaints. The section also conducts follow-up inspections of fire incidents to identify associated fire damage which may have been caused or impacted by fire safety code violations.

Public Outreach

The Bureau of Fire Prevention (BFP) performs various fire safety outreach programs throughout the year. This includes conducting general fire safety and fire extinguishing classes for state agencies and organizations in the private sector. BFP participates in safety fairs, festivals, and other safety related events in the community. During the past year, the BFP was instrumental in starting a Greek fire safety program targeting college students who are members of fraternities and sororities.



Regulatory Licensing Section

KEITH MCCARTHY

Regulatory Chief

The role of the Regulatory Licensing Section is to provide licensing, certification, and regulatory enforcement for individuals who wish to gain the certification necessary to service and maintain the Fire Equipment Industry (portable extinguishers and pre-engineered systems), and the Engineered Fire Protection System Industry pursuant to Chapter 633, Florida Statutes. The Section also provides service to individuals and firms who wish to become certified in the Explosives Industry (manufacture, distribution, use and storage of explosives) in the state of Florida as well as issuing permits to firms engaged in the Construction Materials Mining of road base materials pursuant to Chapter 552, Florida Statutes. The Section also regulates the Sparkler Industry, (manufacture, distribution, wholesale and retail sales) in the state pursuant to Chapter 791, Florida Statutes

The Regulatory Licensing Section is supported using Citizen Serve web-based software, in processing licenses and maintaining current COI (Certificates of Insurance), and FCDICE (Fire College Department of Insurance Continuing Education) System, in maintaining certification courses for the Fire Equipment Industry and Engineered Fire Protection System Industry.

The Section is staffed with six personnel supporting the activities that surround the five industries statewide.

Licensing of Regulated Industries

The Section's main focus within the year was the implementation of a 40-hour pre-engineered certification course and the enhancement of an internet-based, updated licensing system that enables all licensing functions to be completed by applicants and regulated entities online.

Construction Mining and Explosives Industries

Construction mining permits are issued for ten years and are subject to an annual inspection of records and the mine site. Explosives licenses and permits expire on September 30th annually and are subject to annual inspection of records and explosive storage facilities.

License/Permit Type 2018

Manufacturer-Distributor of Explosives	27
Dealer of Explosives	9
User of Explosives	166
Blaster Permits	275
Construction Mining Permits	85
Total Licenses and Permits	562

Fire Equipment Dealers and Fire Protection Contractors Industries

The Regulatory Licensing Section maintains a database of all current licensed entities, including 936 Fire Protection System Contractors and 625 Fire Equipment Dealers. The staff is also responsible for producing photo identification cards for 1,779 fire equipment permittees, 799 pre-engineered system permittees and 675 water-based inspectors employed by certified Fire Protection System Contractors I and II.

License/Permit Type 2018

Class A Fire Equipment Dealer	121
Class B Fire Equipment Dealer	51
Class C Fire Equipment Dealer	193
Class D Fire Equipment Dealer	260
Portable Extinguisher Permits	1,779
Pre-engineered System Permits	799
Total	3,203

Fire Protection System Contractor I	176
Fire Protection System Contractor II	395
Fire Protection System Contractor III	23
Fire Protection System Contractor IV	3
Fire Protection System Contractor V	334
Inactive Contractors	5
Water-Based Protection System Inspectors	675
Total	1,611



Florida Fire Safety Board

The Section also receives and processes continuing education courses for the fire equipment industry and the fire protection system industry, while tracking approvals of those courses attended by industry members and technical staff support to the Florida Fire Safety Board. This board, appointed by the Chief Financial Officer and State Fire Marshal, serves in an advisory capacity to the State Fire Marshal on matters related to the fire equipment and fire protection industries. In addition to the normal responsibilities of this board during 2018, the board approved 137 continuing education courses as well as instructors for all class room courses. Continuing education coursework for both industries is available by mail or via the division's website at <https://www.myfloridacfo.com/division/SFM/>

Sparkler Industry

The section issues registrations for individuals or companies wishing to sell sparklers at retail to the public. These registrations expire annually on January 31st.

The regulatory licensing staff, in conjunction with the Bureau of Forensic Fire and Explosives Analysis, receives and processes products from licensed wholesalers and distributors of sparkler products nationwide. The staff jointly documents and maintains a database of the products submitted, review chemical analysis reports, weigh and perform a functional test on each item to ensure compliance with Chapter 791, Florida Statutes. 68 new products were approved during the 2018 product testing. The approved list was updated and is comprised of 2,472 approved products and is available on the division's website at: <https://www.myfloridacfo.com/division/SFM/>

Enforcement Actions

This section is the first point of contact for members of the public wishing to lodge a complaint regarding any of the regulated industries, including the construction materials and mining activities in their area. The staff are responsible for fielding phone calls, noting all relevant information, and passing the complaints to the appropriate inspection section personnel for review and inspection. This section also continues its ongoing role in developing and monitoring the Florida Administrative Code related to the industries regulated working jointly with inspection section staff to ensure proper inspection and regulation of the licensed entities.

Registration Type	2018
Manufacturer of Sparklers	0
Distributor of Sparklers	7
Wholesaler of Sparklers	92
Seasonal Retailer of Sparklers	840
Retail of Sparklers	710
Retail Location of Sparklers	370
Total	2,019

Product Submission	2018
Sparkler Products Submitted	68



Bureau of Forensic Services

Mission

The Bureau of Forensic Services' (BFS) mission is:

"To provide the highest quality of relevant and reliable forensic services, while maintaining the most efficient fiscal impact possible."

Public agencies, the courts, and the people demand that forensic laboratories provide quality analyses that can be relied upon to assist with investigations and lay a foundation for their proper resolution. It is the BFS' duty to provide our stakeholders with such analysis and as a result, we sought and achieved re-accreditation in 2015 through the American Society of Crime Laboratory Directors Laboratory Accreditation Board International (ASCLD/LAB). We received accreditation by the American Association for Laboratory Accreditation (A2LA) in early 2017. Both bodies accredit to the International Organization for Standardization requirements for testing and calibration laboratories (ISO/IEC 17025:2005). In 2019 we will be transitioning to the new ISO/IEC 17025:2017 Standard. At present, we are one of the few forensic laboratories in the nation with dual accreditation.

We have also begun an aggressive program seeking certification of the professional competence of our staff. Currently Chief Chasteen, Quality Manager, Perry Michael Koussiafes, and Analyst Sam Blittman are certified as Fellows of the American Board of Criminalistics in Fire Debris Analysis. The remaining staff are in training and will seek to take the examination for their specialties in 2019.

Following the filing of criminal charges or a decision not to proceed with criminal charges by the investigating agency, our reports are sometimes used by insurance provider investigators in their determination of a fraudulent claim. The BFS has a commitment to providing credible high-quality services for our fire service partners. We also recognize the citizens and visitors to our State are our primary responsibility. As such we are obligated to them to ensure our findings and reports are accurate, and that we have exercised due diligence when developing opinions of our analyses. It is not uncommon for us to field a question from an investigator where we must explain that while some of the data suggested an ignitable liquid present on fire debris, the data was not sufficient to allow us to make a conclusive determination against the requirements of the relevant international standard.

The BFS is located outside of Tallahassee, Florida, on the grounds of the Florida Public Safety Institute, off Highway 90 West between Midway and Quincy, Florida. Florida is one of only three States in the United States (Florida, Ohio, and Texas) to have their own dedicated forensic laboratory specializing in the analysis of evidence from fires or explosions. This allows us to have a turnaround time sufficiently fast that the results are provided to the submitter while the case is still under active investigation and fresh in their minds.



CARL CHASTEEN
Bureau Chief

Services

Chemical Analyses

The BFS is the forensic laboratory within the Division of Investigative and Forensic Services. The BFS processes forensic evidence and images related to crime scenes. The primary work of the BFS is the analysis of evidence collected within a fire scene to determine the presence and identity of ignitable liquids remaining in the samples. Ignitable liquid residues may be present either as a deliberately added “accelerant” to cause a fire to progress rapidly or in some cases as a residue from an accidental spill or an artifact of an item’s manufacturing process. The presence of ignitable liquids or specific chemical compounds may be an indicator that they were used to commit a crime. Since their presence may be the result of an accidental or manufacturing issue, the laboratory analysts must exercise due diligence in examining the results of our testing. Fire debris analysis is conducted by the BFS’ two Senior Crime Laboratory Analysts, Carl Lugviel, BS, and Perry “Mike” Koussiafes, MS, and two Crime Laboratory Analysts, Dee Ann Turner, PhD, and Samuel Blittman, BS. Mr. Lugviel retired from the Michigan State Police Laboratory System and joined the BFS in 1995. Mr. Koussiafes received his Master’s degree in Analytical Chemistry from the University of Alabama with a thesis on predicting the usefulness of pattern matching software programs with fire debris. He joined the BFS in 1997. Dr. Turner received her PhD in Analytical Chemistry from Purdue University with a dissertation on the effects of microbial degradation of ignitable liquids in 2013 and joined the laboratory in early 2015. Mr. Blittman, who is our newest analyst, came to us in December 2015 after extensive experience in fire debris analysis having spent 17 years at the Walnut Creek Laboratory of the Federal Bureau of Alcohol, Tobacco, Firearms, and Explosives (ATF) and three years with the State of Alaska Crime Laboratory.

The BFS also analyzes evidence collected from explosions, incendiary events, and situations where a potentially hazardous chemical is found. The potential exposure to fires, explosions, or other hazardous situations for first responders, should they encounter these chemicals, is a primary motivation for the bureau’s analysts.

Fire debris analysis, identification of unknown chemicals, and explosives analysis are exclusive to the Chemistry Section. The Imaging Section is where forensic video analysis, photographic/image archiving, and reproduction of records for public or investigatory requests are housed. Our staff consists of the Chief of Forensic Services, two Senior Crime Laboratory Analysts, three Crime Laboratory Analysts, one Forensic Technologist, one Maintenance Mechanic, one Administrative Assistant, and one part-time Receptionist. In late 2018 a Management Analyst position within the Divisional Administration area was assigned to the laboratory to assist with our accreditations.



Analyst Dr. Dee Ann Turner performing extractions of fire debris



Quality Manager Perry “Mike” Koussiafes examining the Preventive Maintenance work on a GC-MS

Evidence from fire and explosions compared to other forensic evidence analysis disciplines is regarded by most as highly difficult to examine and interpret. Our methods are attempting to extract and identify a post-burn or post-explosion mixture of chemical residues from a background substrate after it also has burned or has been affected by an explosion. The background substrate often contains a mixture of many of the same compounds found in the ignitable liquids or other chemical residues of interest. The difficulty lies in determining what is extraneous (or added by the criminal) and what is inherent to the substrate. Our analysts must have the correct combination of skill, equipment, and knowledge to characterize ignitable liquids or explosive residues. They exercise extreme caution in making final determinations. If the data is insufficient, the analyst will report the sample as negative. BFS performs a technical review of 100 percent of all samples. This means that a second equally trained analyst experienced in the same discipline performs the review.

The key tool in performing all our analyses is the expertise of our laboratory staff. All Analysts in the Chemistry Section have a minimum of a Bachelor's degree in chemistry or other natural sciences, with a heavy emphasis on chemistry. Most have completed additional graduate level studies with one holding a Master's Degree in Analytical Chemistry and a second with a Doctorate in Analytical Chemistry. All have had additional training from one or more of the following: The National Center for Forensic Science; the Federal Bureau of Investigation; the Bureau of Alcohol, Tobacco, Firearms, and Explosives; American Academy of Forensic Science; and the National Fire Academy.

Various analytical instruments are required for the chemical tests we perform. The key instrument for fire debris analysis is the gas chromatograph with mass spectrometric detector (GC/MS). For explosives and unknown chemical analysis, a single analytical test will not tell the full story. We may use the GC/MS on some items such as fire debris, but will also perform tests using our other instruments such as ion chromatographs with mass spectrometric detector (IC/MS), X-Ray fluorescence spectrometer (XRF), Fourier transform infrared spectrometer (FTIR), Raman spectrometer (Raman), and ion mobility spectrometer (IMS). In addition, various classical wet chemical techniques may be employed to determine the level of acidity or alkalinity of the sample or extracts of the sample.

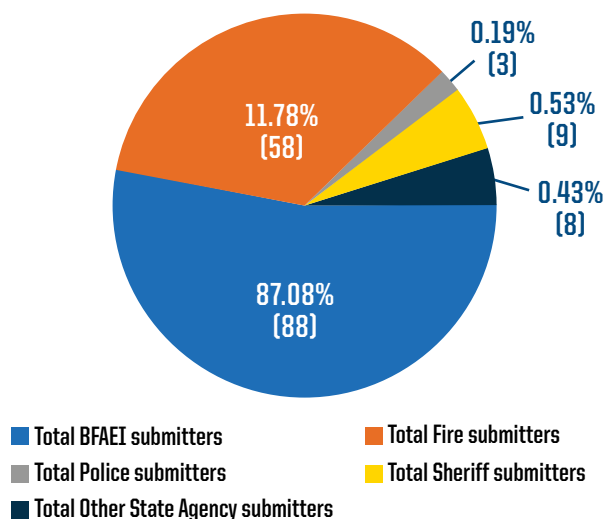


Senior Analyst Carl Lugviel preparing to perform interpretations of GC-MS data

In the calendar year 2018, the bureau performed 208 chemical analyses related to explosives or unknown hazardous chemicals with 2,737 fire debris sample analyses. A total of 2,489 separate quality control/quality assurance (QA/QC) analyses were completed for fire debris and explosives/hazardous chemical samples. These test the efficiency and quality of the laboratory's extraction, analysis, and interpretation procedures.

The BFS' largest submitter is the Bureau of Fire, Arson, and Explosives Investigations which accounts for over 87 percent of all submissions (75.09 percent of Chemical Analyses, 100 percent of Digital Image Archives, and 35.9 percent of Forensic Video Requests). The remaining items are submitted by Fire Departments, Sheriff's Offices, Police Departments, and other State of Florida Agencies performing law enforcement investigations.

Percent of All Submissions 2018



When a fire debris or explosives sample was submitted to the BFS, the average turnaround time to complete the analysis in 2018 was slightly less than 7.4 days. All laboratory services are provided without charge to law enforcement, fire department, or public investigative agencies. Analysts provide expert testimony at deposition or trial on request through a subpoena. Often our analytical reports will be stipulated by all parties, or sometimes will be used in plea negotiations and the matter is resolved without trial. For 2018 BFS analysts provided testimony under oath twenty-two (22) times. Our Forensic Technologist coordinated eighty-four (84) consultations in the months of September through December 2018 with submitters, potential submitters, or the public regarding submission, storage, and return of evidence (this is a new statistic which the BFS began recording in September 2018).

Agency	Percent Chemical	Percent Digital	Percent Video	Percent All
BFAEI	75.09%	100.00%	35.90%	87.08%
Fire	23.59%	0.00%	0.00%	11.78%
Police	0.31%	0.00%	5.13%	0.19%
Sheriff	0.74%	0.00%	20.51%	0.53%
State	0.27%	0.00%	38.47%	0.43%

Our Services

Imaging

The Imaging Section has multiple duties. First, as the central archive of digital images of crime scene investigations conducted by the division's Bureau of Fire, Arson, and Explosives Investigations (BFAEI). The BFS stores images collected since 1992, when it was the film processing laboratory for BFAEI. This archive allows for retrieval of images and photographs from cases even if the detective who conducted the investigation is no longer with BFAEI. When digital cameras were first issued to BFAEI in 1998, the BFS transitioned to working with and archiving digital images. Second, the BFS is often requested to provide copies of images or laboratory case files as part of a public records requests or subpoena. These may be used to assist with additional investigations or in the presentation of evidence at trial. These special reproduction requests are performed by Administrative Assistant Pamela Kenon.

Last, the BFS operates a section where forensic video processing is performed. Since video surveillance and recordings have become commonplace, the occasions where video has captured some aspect of a crime have also increased. These videos are often of poor quality or are presented in a confusing multi-camera or multiplexed format. With the assistance of Detective Brock Dietz from the Bureau of Fire, Arson, and Explosives Investigations and Crime Laboratory Analyst Melissa Stephens from BFS, the Forensic Video Section can de-multiplex, separate cameras, filter, stabilize, and clean the videos so that investigators can review them to determine if information present has value in concluding their investigation.

In our Imaging Section, digital images of crime scenes are transferred from the BFAEI server and archived on the secure BFS server dedicated to that purpose. The dedicated server is also backed up regularly so that data can be recovered should the main server malfunction. Coordination of the archival of images and receipt, storage, and return of physical evidence is coordinated by Forensic Technologist Amy Pearson.

We can also scan conventionally developed photographs into a digital format for archival and processing purposes. The imaging section archived 2,579 cases in the calendar year 2018, containing over 220,000 separate images. In 2018, 18 videos were processed by Detective Dietz and Crime Laboratory Analyst Stephens.



Analyst Sam Blittman discussing the proper use of the FTIR Instrument in Identifying Pure Organic Compounds



Crime Laboratory Analyst Melissa Stephens (standing) and Administrative Assistant Pamela Kenon (sitting) searching for photographic prints for public records requests



Forensic Technologist Amy Pearson sorting evidence for transfer and return after its analysis



Receptionist, Ms. Sharon Taylor marking boxes of evidence with time and date when they are delivered to the lab by courier

Submitting Samples

Forensic evidence must be submitted to the BFS either by hand delivery or by a certified carrier (United States Postal Service - registered mail only, Federal Express, United Parcel Service). Should you need to submit forensic evidence for review please use our submission form available through our portion of the division's website.

Please be aware that there are federal and courier specific restrictions regarding the shipment of certain materials. Specifically, you should be aware that certain items must be listed as "dangerous goods" and thus have special labeling requirements. Other items may have an "excepted quantities" variation. The BFS has a "Guide" on its website providing more details on the submission of samples to the lab. In fact, the guiding document references in Florida Administrative Code 69C-5.001 specifies how items are to be submitted to the BFS.

After the samples are tested and a report is sent, forensic evidence submitted to the BFS will be returned to all submitters. BFAEI evidence will either be returned to the submitter's field office, or transferred to a BFAEI representative for storage in the long-term evidence storage warehouse inside the laboratory facility.

Training and Professional Representation

BFS staff are available to train personnel from other agencies in various aspects of forensic science, digital imaging, and evidence preservation. We are also a training ground for new forensic scientists. Since 1995, we have offered and provided internships to students from various universities to learn forensic science and be exposed to the work and required instrumentation. These internships also help us by providing additional workers at no cost to the State to assist in many experiments or projects at the BFS. While many have chosen to work in forensic science laboratories, many have chosen to go on to graduate programs in forensic science and chemistry, medical school, or law school. We have hosted students from:


- Florida State University
- Florida Agricultural and Mechanical University
- University of Central Florida
- University of Wisconsin at Platteville
- West Virginia University
- Eastern Kentucky University
- University of Pennsylvania
- Auburn University
- University of Lausanne (Switzerland)

Our employees contribute to the profession of forensic science through involvement in professional organizations. Often, our staff are more than simply members of the organization and rise to leadership positions. These organizations and leadership positions include:

- The International Association of Arson Investigators (IAAI) - Former Chair of the Forensic Science Committee
- The American Society of Crime Laboratory Directors (ASCLD)
- The American Society for Testing and Materials (ASTM) – Members E30 Criminalistics
- The American Academy of Forensic Science
- The Technical Working Group on Fire and Explosions (TWGFEX) – Former Facilitator, Chair, and current Vice-Chair
- The American Board of Criminalistics (ABC) – Fellow
- The Organization of Scientific Area Committees (Chemistry and Instrumental Analysis)
- The Ignitable Liquids Resource Committee of the National Center for Forensic Science

Facility


The facility where the BFS operates is owned by the Department of Financial Services (DFS) and the Bureau Chief is the de facto facility administrator. This means that the BFS must maintain the facility (maintenance, repairs, remodeling) without any funding from the Department of Management Services. The BFS has a Maintenance Superintendent who oversees the care, maintenance, repairs, and upkeep of the facility and its grounds. Mr. Lee's proven skills and abilities have made him an invaluable asset to the BFS.



Maintenance Superintendent, Lynn Lee (right) coordinating air handler replacement and installation with Cook Brothers Inc. liaison Jason Layerd (left) (sub-contractor to the Department of Management Services)



AN AMERICAN ASSOCIATION FOR LABORATORY ACCREDITATION accredited TESTING Laboratory, meeting ISO 17025 and A2LA requirements (SINCE February 9, 2017 in the subdisciplines of Fire Debris Analysis, Low Explosives, and Analysis of Unknowns Chemicals from Clandestine Laboratories)



AN ASCLD/LAB-International ACCREDITED TESTING LABORATORY

(SINCE July 20, 2010 in the sub-disciplines of Explosives, Analysis of Unknowns, and Fire Debris)



Bureau of Fire, Arson and Explosives Investigations

The Bureau of Fire, Arson and Explosives Investigations (BFAEI) is a law enforcement branch of the Division of Investigative and Forensic Services and conducts fire, arson, and explosives investigations and other related criminal investigations statewide. The core mission of the bureau is:

"To effectively prevent, discourage, investigate and prosecute arson and arson-related crimes for the protection of Florida citizens and their property."

The field of fire and arson investigation is a challenging one for law enforcement officers because fire investigations are inherently complex, arduous and quite often dangerous. All fires occurring within the State of Florida are not investigated by BFAEI detectives, but they do respond to requests for service 24 hours a day, 7 days a week to investigate fire and explosion-related incidents. BFAEI detectives are highly trained experts in the field of arson and post-blast investigations and are backed by a team of equally skilled crime intelligence analysts.

In 2018, the Bureau of Fire, Arson, and Explosives Investigations has continued to take an active role in targeting arson for profit rings in the State of Florida. Perpetrators of these elaborately staged crimes receive payouts from insurance companies that often result in higher insurance premiums for law abiding citizens.

During calendar year 2018, the Bureau of Fire, Arson, and Explosives Investigations received 3536 new requests for investigative assistance from fire departments, law enforcement agencies, federal/state agencies, citizens, and

insurance companies. This year, the bureau conducted investigations on properties that resulted in estimated losses of nearly \$162 million. Of this estimated property loss, nearly \$22 million was attributed to the crime of arson. Detectives made arrests in 318 investigative cases in 2018, and 203 of these investigations were classified as "incendiary" fires. As a result, 230 defendants were arrested for the crime of arson. Holding arsonists accountable for their actions is our primary goal, and this mission is driven by our highly-trained detectives. The investigative support provided by our skilled crime intelligence analysts and dedicated support staff is second to none and ensures that we continue to reach our goals. We continue to not only meet our mission, but we annually exceed the national average in case clearances. During 2018, our arrest clearance rate for incendiary fires was 32 percent, which is well above the reported national arrest percentage of 23 percent. This is the result of a perfect combination of experience and conscientious attention to duty driven by the desire to reduce victimization and arson incidents throughout the State of Florida.

Our detectives work diligently to bring criminals to justice. As a prime example of this tireless dedication, Detective Nick Incontrera was chosen as the Florida Fire Investigator of the Year for 2018, by the Florida Advisory Committee on Arson Prevention (FACAP). Detective Shane Gaghan was named as the Fire Investigator of the Year by the Florida Fire Marshals and Inspectors Association (FFMIA). We wish to extend our congratulations to Detective Incontrera and Gaghan for these well-deserved recognitions of their hard work on behalf of the citizens of Florida.

The bureau is staffed statewide by 115 members, including: one Chief, two Majors, five Regional Captains, 14 Lieutenants, 80 Detectives, 7 Crime Intelligence Analysts and other civilian support personnel. The bureau is under the direction of Chief Joseph Steadman.



JOSEPH STEADMAN
Bureau Chief

Special Operations

Special Operations supports field operations and coordinates the following specialty teams:

- 4 Hazardous Device/Explosive Ordnance Disposal Teams (EOD)
- 5 Accelerant Detection K-9 Teams (ADC)
- 1 Explosive Detection K-9 Team (EDC)
- 1 Forensic Investigative Support Team (FIST)
- 10 Computer Voice Stress Analysis Operators (CVSA)
- 1 State Fire Marshal Honor Guard Team

Additionally, BFAEI investigators respond to man-made and natural disasters in conjunction with Emergency Support Functions 4 (Firefighting), 9 (Search and Rescue), and 16 (Law Enforcement).

Computerized Voice Stress Analysis Operators

The Computerized Voice Stress Analyzer (CVSA) with a specially trained operator is thought to be one of the most acceptable, less intimidating, and less intrusive means to verify truthfulness. These units are utilized as a tool to assist with determining truthfulness in criminal investigations performed by the bureau. The bureau has 10 CVSA units and certified operators.

Forensic Investigative Support Team and Statewide Arson Task Forces

Since the early years of the bureau, the task force concept has been considered the most efficient and effective method of investigating large or complex fire or explosion scenes. In the past, a task force was comprised of available investigators who worked in close proximity to the fire scene. In 2001, the bureau recognized the need to develop and train a specialized team to provide a complete and thorough investigation of large or complex fire and explosion scenes and established the Forensic Investigative Support Team (FIST). The primary objective of FIST is to reduce the occurrence of incendiary fires through effective investigation techniques and the prosecution of those who commit arson. The FIST also provides the necessary personnel to conduct the preliminary investigation to determine the origin, cause, and circumstances of a fire so the resources of the local bureau offices are not significantly burdened. This is done by providing an immediate and sustained statewide response team to large or complex fires and explosions, where state-of-the-art equipment and the most qualified personnel are used to assist the citizens of Florida at the city, county, or state level.

Crime Intelligence Analysis Support

The Bureau of Fire, Arson, and Explosives Investigations formed the Crime Intelligence Analyst Unit (CIAU) in 1994, to support the enforcement efforts of Bureau in tracking organized criminal activities within the State and to assist bureau detectives with arson investigations.

The CIAU provides two types of Analysis; Intelligence Analysis – The study of criminal organizations and enterprises to support the investigation and prosecution, and Investigative Analysis – Crime scene, psychological, and forensic analysis used in arson cases.

Three levels of Analysis are also provided daily to law enforcement agencies throughout the state tactical, operational and strategic;

- Tactical analysis pertains to the day-to-day crime analysis, looking for series, patterns, sprees, hot spots, immediately affecting the arson problem.
- Operational analysis aims to achieve a specific law enforcement outcome. This might be arrests, seizure or forfeiture of assets, or the disruption of criminal activities offering a more immediate benefit.
- Strategic analysis is intended to inform higher level decision making and the benefits are realized over the longer term. It is usually aimed at managers and policy-makers rather than individual investigators.

The CIAU processes information received from a variety of sources, which is collated, verified, classified, stored and disseminated on a right-to-know, need-to-know basis on criminal activities. All information is processed in a manner consistent with law requiring it to be criminal predicate driven and used to support ongoing investigations. Once processed this information becomes actionable intelligence pertaining to individuals, organized crime groups, emerging criminal groups, public disorder and terrorist groups, suspected of being involved in the actual or attempted planning, organizing, financing, the crime of arson.

The CIA group has expanded over time to support our members in the field. These analysts are located statewide with one (1) analyst serving in each of our regions and two (2) supervisors overseeing their activities.

The crime intelligence analyst works towards gaining an understanding of who is doing what with whom by their focus on the relationship between persons and organizations involved in illegal and conspiratorial activities. They can efficiently analyze crime data using state of the art information systems.



Hazardous Device/Explosive Ordnance Disposal Unit (EOD)

The Bomb Squad is comprised of four teams throughout the State of Florida providing rapid responses to hazardous incidents. During 2018, the teams responded to 49 incidents and conducted another 1476 activities that included render safe operations of suspicious items, disposal of hazardous materials, operational stand-by, and integrated bomb/SWAT (special weapons and tactics) responses, public education demonstrations, etc. SWAT integration with an EOD component has become an increasingly valuable asset to the Unit. SWAT teams continue to rely heavily on specialized robotic and surveillance equipment provided by our Bomb Squad, along with EOD specialists to provide real time intelligence and surveillance in support of ongoing SWAT operations to enhance officer safety.

The team also assists with various domestic dignitary operations including foreign heads of state and the President of the United States. Routinely, the teams are required to provide bomb-related protection at massive spectator venues, including NASCAR races, air shows, Grand Prix races, and other heavily attended events. Community outreach and education is also an important mission for the teams statewide. Last year they provided numerous classes to public safety agencies such as Post Blast Investigations, Explosives Awareness, and Improvised Explosives Device Recognition. Additionally, the team hosts educational courses to private sector businesses in the area of bomb threat management and protection. The bureau also works closely with the Florida Department of Environmental Protection Emergency Response Team as well and their "Easy as One" initiative for the disposal of flares, fireworks, and ammunition utilizing the bureau's thermal destruction units.

During 2018, the Division of Investigative & Forensic Services Bomb Squad conducted numerous hours of EOD activities across the state. Our teams perform these functions while continuing to work their primary job of fire and arson investigation. Team members receive specialized training annually to keep up with emerging crime trends and ever-changing technologies, and continue working closely with local, state, and federal partners in the safe resolution of hazardous devices for the citizens of this state.



Bureau of Fire, Arson, and Explosives Investigations K-9 Unit

Accelerant Detection Canine Unit (K-9)

In 1998, the Bureau implemented an Accelerant Detection K-9 program with financial and technical support from State Farm Insurance Company. The assistance provided by State Farm funds scholarships for training fees, canine acquisitions, lodging during training, chemist certification of canines, and all transportation expenses related to training the teams in Alford, Maine. Arson dogs are trained to detect common accelerants at fire scenes. If the dogs' highly sensitive noses uncover the scent of one of these chemicals, they signal to their handlers, who will remove a sample for lab analysis. Arson dogs have been instrumental in the arrest and eventual prosecution of thousands of arsonists and have helped curb rates of this deadly crime that costs hundreds of lives and billions of dollars in property damage each.

Six Accelerant Detection Teams



Captain Holt
ADC Icy



Detective Young
ADC Fresca



Detective Batz
ADC Booker



Lieutenant Roberts
EDC Porshea



Detective Huffman
ADC Shay-Ley



Detective Hitchcock
ADC Penzy



Detective Stafford
ADC Ginger



Detective Taylor
EDC Oregon

Two Explosive Detection Teams

Bureau of Fire, Arson, and Explosives Investigations Cases of Interest

NORTHWEST REGION

Case 18-1652

On June 3, 2018, Detective Tony Grice with the Bureau of Fire, Arson and Explosives Investigations was requested at the scene of a residential structure fire in Gulf Breeze. Investigation into the incident revealed two teenage girls were participating in an emerging trend which involved the burning of school papers and books at the end of the school year. They reportedly placed the ashes in an exterior garbage can about an hour before the fire was reported. Both girls were upstairs when the fire broke through the front door, blocking their path down the stairway. One of them was able to escape off the second-floor balcony, but the other, not realizing the fire was occurring, was unable to exit the bathroom. Emergency personnel performed life saving measures on the way to the hospital, but she was ultimately pronounced deceased upon arrival. Patterns observed at the scene were consistent with the fire originating in the area of a large garbage can under the exterior stairs on the front of the home. The fire then traveled up to the front porch area where it eventually entered the home's interior.




Case 18-1187

On April 12, 2018 the Bureau of Fire, Arson and Explosives Investigations was requested by the Florida Fish and Wildlife Conservation Commission to investigate a boat fire located in the marshes off Yates Creek Landing in Taylor County. The incident location was only accessible by airboat making the origin and cause investigation challenging at best due to the boat's location along with having to deal with tides and adverse weather. Detective Brock Dietz was able to locate a Hull Identification Number and registered owner information during his scene investigation. The 2015 NauticStar 21-foot vessel was stolen from Dixie County sometime between April 1-8, 2018 and burned between April 11-12, 2018. Detective Dietz along with investigators from the Taylor County Sheriff's Office and the Dixie County Sheriff's Office were able to develop several suspects through exhaustive latent investigations. In the end, two individuals were arrested and charged with arson and tampering with Evidence relating to the theft and burning of the vessel.



Case 18-997

On March 29, 2018, the Walton County Sheriff's Office received a 911 call advising of a house fire located at 3861 County Highway 181C in Ponce de Leon. Walton County Fire Rescue responded to the scene and discovered that a wood frame dwelling was fully involved with fire. Fire department personnel extinguished the flames and discovered two victims during fire suppression activities. Detective Rudy Cintron was assigned the case and learned initial reports indicated the home was occupied by three adult occupants. The surviving occupant advised that he returned home late in the evening and heard a loud bang come from his father's bedroom. Several minutes later he heard what he believed was a cry or moan come from the bedroom. Concerned, he opened the door to find the suspect in the bedroom with his father who was covered in blood. He ran to get his phone to call 911 and then saw the suspect setting fire to pieces of paper towels and throwing them on the floor all over the home. He ran outside to call 911 and heard another loud "bang" and saw fire coming from the kitchen/bedroom area of the home.



Case 18-1892

On June 25, 2018, the Florida Forest Service requested the assistance of the Bureau of Fire, Arson and Explosives investigation in documenting numerous pieces of property damaged which included residences, vehicles, outbuildings and personal property. On June 24, 2018, fire department personnel from the Franklin County area were dispatched to an area near Eastpoint where a recent prescribed burn on state land had rekindled and burned past the established fire line. As the crews were close to containing the fire, a storm developed with strong winds which caused it to quickly spread beyond control. The uncontrolled fire swept through residential areas off Buck Street, Ridge Road and Wilderness Road burning over 500 acres. Captain Chris Welch along with Detectives Brock Dietz and Brian Mitchell documented the fire damaged or destroyed over 25 residences.



Case 18-2996

On October 26th, 2018, Detective Gile responded to an investigative request in rural Bay County. During the course of the investigation it was determined at some point a physical altercation ensued between two occupants. After one left the home, the suspect set a bedroom on fire using a hand-held torch. Det. Gile and investigators from the Bay County Sheriff's Office diligently worked the scene and were able to obtain a confession before the suspect was ultimately arrested.



The fire occurred in a one story single-family off grade residence constructed of wood frame and wood siding with a wood truss roof metal covering. The investigation revealed that two male subjects, Anthony E. Richard, and Dalton Warren Fascello, were transported from 801 Oak Street, Green Cove Springs, FL to the Orange Park Medical Center with burns and cuts.

These two males went out to the structure to confront the occupant known as "Hunter" over a dispute they were having regarding a female. Fascello admitted that he and Richard went out to the structure and no one was there, they went inside, and Fascello stated that Richard was pouring gasoline throughout the structure. He advised that Richard used a white lighter to ignite a fire within the structure. Fascello stated he had to jump through a window to the outside sustaining cuts to his arms and hands. Richard suffered burns to the upper portion of his body from the flash fire. They left the scene and drove to Kindred Hospital at 801 Oak Street, Green Cove Springs, FL where rescue picked them up and transported them to Orange Park Medical Center. Fascello and Richard were subsequently arrested and charged with arson.

This case is still pending in the court.



NORTHEAST REGION

Case 18-458

Case Agent: Detective Danny Yeager/Jacksonville Field Office
Supervisor: Lieutenant Joe Pietrafesa

On February 11, 2018, there was a fire involving a structure at 5859 Sweet Moody Rd. Green Cove Springs, Florida. On February 11, 2018, Clay County Fire/Rescue requested the assistance of the Bureau of Fire, Arson, and Explosives Investigations (BFAEI). Detective Daniel Yeager was the lead investigator and was assisted by BFAEI Detective David Young and K-9 Fresca.



Case 18-2223

Case Agent: Detective Tommy Pudlo
Supervisor: Lieutenant Matt Legler

On July 28, 2018, Marion County Sheriff's Office and Fire/Rescue responded to 5495 SE 145th St. Summerfield, reference a gunshot injury with burn injury. Upon arrival deputies secured the residence and observed an unknown deceased W/M in the back of a residential workshop with obvious burn injuries on his feet and up the back of his body.

The preliminary investigation revealed that the homeowner heard a gunshot behind his residence which was a usual occurrence. He then heard his neighbor screaming his name running to the shed with a water hose. The homeowner ran to the backyard and observed a male subject on fire in a chair in the back of the shed. MCSO determined the decedent's identity. The Medical Examiner (Dist. 5) confirmed the decedent had a gunshot wound in the head and no firearm was located within reach of the body.

A follow-up investigation including eyewitness interviews and video surveillance revealed that the defendant, identified as Jake Lee Napier, was observed in the area of the fire scene at the time of the shooting, leaving the area, then returning carrying a container commonly used to store gasoline. Within moments, the involved shed was seen to be on fire. An arrest warrant was secured for arson and evidence tampering initially, due to the belief that Napier set the fire to conceal and/or destroy evidence of the shooting. Napier was apprehended out of state on the outstanding warrant, and brought back into Marion County custody, where he was charged with homicide. Napier is currently awaiting trial on all three charges.



Case 18-953


Case Agent: Detective Jerry Baker/Jacksonville Field Office
Supervisor: Lieutenant Joe Pietrafesa

On March 25, 2018, Clay County Fire Rescue and the Clay County Sheriff's Office responded to a fire involving an occupied residence located at 419 Parkwood Drive East, Jacksonville, Florida. Upon arrival they found the majority of the fire on the back/north exterior wall of the residence. The fire was burning around both windows on either side of the back/north door and was burning into the interior of the residence through the back/north wall.



The occupants of the involved residence were an elderly couple. The occupants advised that on the previous evening someone, later identified as the defendant, was knocking at their front door. The occupants, who were familiar with the defendant, did not allow him in and contacted the Clay County Sheriff's Office. The Clay County Sheriff's Office responded but the defendant left the area prior to their arrival.

Fire Rescue determined this fire was suspicious and requested the assistance of the Bureau of Fire and Arson, and Explosives Investigations (BFAEI). Detective Baker responded to the scene. The scene investigation revealed that there were two areas of origin for this fire. Ignitable liquid had been poured along the exterior windowsills of both windows to the east and west of the back/north door. The ignitable liquid had then been ignited with an open flame device.



On April 6, 2018, Detective Baker was contacted by the Clay County Sheriff's Office Investigations Division. Detective Baker was advised that the defendant had been arrested on unrelated arrest warrants. In a subsequent interview the defendant admitted to setting this fire. The defendant admitted to pouring gasoline along the rear window screens and then igniting it.

The defendant was charged with Arson to an Occupied Dwelling and additional outstanding warrants. The defendant was booked into the Clay County Jail. He is identified as Timothy Finuff.

Case 18-1109

Case Agent: Detective Robert Thompson
Supervisor: Lieutenant Matt Legler

On April 8, 2018, Citrus County Fire Rescue requested the assistance of the Bureau of Fire, Arson, and Explosives Investigations (BFAEI) at the scene of a two-story residential structure fire located at 3956 South William Avenue in Inverness, Florida. Detective Robert Thompson responded.

Fire Rescue advised that upon arrival smoke was observed coming from the roof. The Citrus County Sheriff's Office deputies were also on scene and advised there was possibly someone inside the dwelling. Fire crews made entry through the garage on the south portion and conducted a primary search observing heavy smoke coming from the second-floor area. The fire department made an aggressive interior attack containing the fire to the second-floor bedroom closet area.



In the moments prior to the fire, initial on-scene deputies responded to a residential alarm and reportedly saw someone inside the residence. Several patrol units were in the area due to a complaint of a suspicious person in the neighborhood going up to homes. The deputy attempted contact by knocking on the door with no response from the occupant. Upon further attempts he reported hearing noises in the north second-floor portion and a short time later observed smoke coming from the second-floor area. Fire


Rescue was contacted and arrived on scene to extinguish the fire. Upon fire suppression, a male subject was observed exiting the residence. The subject was apprehended and subsequently identified as James Gehrke.

Detective Thompson's scene investigation revealed that the fire had been intentionally set in an upstairs closet, by the defendant, to create a distraction while he attempted to escape. The defendant was arrested and charged with Arson of a Dwelling and Burglary to a Dwelling.



NORTH CENTRAL REGION

On April 12, 2018, the Orange County Fire Rescue Department (OCFRD) requested the assistance of the Bureau of Fire, Arson and Explosives Investigations (BFAEI) to investigate the origin and cause of a structure fire, located at 3000 Clarcona Rd. Lot #1117 Apopka, FL 32703. The fire was reported to the OCFRD on April 12, 2018. After the female victim was transported for smoke inhalation, she later passed away from complications. Detective Kane was able to successfully determine the area of origin as the foot of the bed on the front porch of the mobile home.





Detective Ruland's investigation determined that the fire was intentionally set in the kitchen of unit 42 and that gasoline was used as an accelerant. One of the occupants (Matthew Fick) was Baker Acted by the Daytona Beach Police Department. Detective Ruland was able to speak to witnesses who stated that Fick set the fire because he was high on drugs and believed that soldiers were coming after him. Detective Ruland later interviewed Fick who admitted to setting the fire while he was high on drugs. Detective Ruland walked a warrant through the State Attorneys Office and then arrested Matthew Fick for arson and arson with injury to another.



Case 18-2898

On October 14, 2018, the Daytona Beach Fire and Police Departments responded to a structure fire at the Nova Wood Apartments at 1220 South Nova Road in Daytona Beach. They discovered heavy fire showing from apartment #42 and evacuated the rest of the building. As a result of this fire there was a civilian injury (smoke inhalation), a police officer injury (smoke inhalation), and a firefighter injury (burn through gloves to back of hands). The Bureau of Fire, Arson, and Explosives Investigations (BFAEI) were requested to investigate and Detective Jen Ruland responded.



SOUTH CENTRAL REGION


Residential Structure and Arrest in Cape Coral

On August 16, 2018, the Cape Coral Police and Fire Departments requested the assistance of the Bureau of Fire, Arson and Explosives Investigations (BFAEI) at the scene of a structure fire located at 4821 Tudor Drive Cape Coral, Lee County Florida. Detective Jennifer Kane responded and conducted an origin and cause investigation of the fire. She was assisted by Detective Shane Gaghan, Captain Phil Roman and Crime Intelligence Analyst Jeanne Parker. Based on evidence and observations made during the investigation, Detective Kane determined that human hands intentionally set the fire. Detective Kane observed that a flammable liquid was poured and ignited within the structure. It was also determined that an adult male entered the residence, threatened the occupant with a firearm, and ransacked the residence prior to setting the fire. Based on information gathered during the subsequent investigation and evidence obtained from a search warrant, a suspect was identified as Laroche Homes. Homes was eventually arrested and charged with Home Invasion Robbery and First-Degree Arson.



Deputies Injured in Residential Structure Fire, Suspect Arrested in Lakeland


On April 4, 2018, the Polk County Fire Rescue requested the Bureau of Fire and Arson Investigations (BFAEI) to a residential structure fire at 704 Daughtery Road West in Lakeland, Florida. Detective Greg Bubbs and Lt. Stacy McIntyre responded to the scene. The initial fire investigation revealed a fire on the exterior of the structure that progressed to the interior and the fire was determined to be incendiary. Interviews revealed that Charles Dale Wayne was seen setting the fire, and that two Polk County Sheriff's deputies had to go to the interior of the house while it was burning to bring him out. Charles Wayne was transported to Lakeland Regional Health for inhalation injuries, along with the two Polk County Sheriff's deputies.



Residential Structure Fire with Fraud Arrest in Englewood


On August 9, 2018, the Englewood Fire Department requested the assistance of the Bureau of Fire, Arson and Explosives Investigations at the scene of a structure fire located at 7465 Teaberry Street Englewood, Charlotte County Florida. Detective Shane Gaghan responded to the scene and conducted an origin and cause investigation into the fire. Detective Gaghan determined that the fire was contained to the attic area of the residence. Detective Gaghan suspected that there were suspicious events surrounding this fire. Based on a rigorous latent investigation, Detective Gaghan was able to gather evidence and insurance documentation that he presented to the State's Attorney Office for review. Detective Gaghan was eventually able to arrest the occupant of the residence, John Kelson, and charge him with insurance fraud and application fraud in reference to the claims made as a result of this fire.

One Polk County deputy was treated and released, and the other was admitted for observation. The suspect was charged with Resisting without Violence and Aggravated Assault by the Polk County Sheriff's Office, due to an incident that occurred just prior to the fire. Additional charges for Arson and two counts of Arson with Great Bodily Harm (for the two Deputies) were charged by Bureau of Fire, Arson and Explosives Investigations. Further investigation revealed the subject was convicted of Arson with injury in 2004 in a very similar incident which occurred in Lakeland, Florida.



EOD Response at Eagle Ridge Mall and Arrest in Lake Wales

On January 21, 2018, the Bureau of Fire, Arson, and Explosives Investigations Explosive Ordnance Disposal Unit (BFAEI-EOD) was requested by the Lake Wales Police Department to respond to the Eagle Ridge Mall in Lake Wales, Florida for a suspicious device and possible explosion. EOD technicians utilized multiple robotic platforms to enter a maintenance access hall to the mall. Detective Shane Gaghan utilized his bomb suit to go down the accessway and was able to confirm that two marine flares were wrapped in tape in an effort to give an appearance of a device. The flares were activated and thrown into an acoustic ceiling but fell back to the ground. The incident produced an orange smoke that caused the mall to be evacuated. Witnesses indicated seeing a subject running from the scene. Detective Monty Taylor utilized Explosive Detection Canine Bella on the exterior of the mall as EOD operations were occurring. Multiple agencies (Polk County Sheriff's Office, ATF, and the FBI) responded in partnership with Lake Wales Police Department, and Bureau of Fire, Arson and Explosives Investigations



On January 26, 2018, the Bureau of Fire, Arson and Explosives Investigations was informed by Lake Wales Police Department that a suspect had been identified by DNA he left on scene. The Lake Wales Police Department requested the assistance of the Bureau of Fire, Arson and Explosives Investigation -EOD team in his apprehension and a subsequent search of his residence in Auburndale, Florida. The suspect was taken into custody after his attempt to flee the scene and was captured by Polk

County Sheriff's Deputies. The Bureau of Fire, Arson and Explosives Investigations EOD unit performed a hazardous device/ booby trap search of the property and the suspects motorcycle, discovering evidence associating him with the crime being investigated.

The suspect, Patrick Joseph Collins, was transported to Polk County Jail and charged with possession and manufacture of a hoax device, attempted arson, and charges related to his attempted flight from Polk County Sheriff's Office deputies. Patrick Joseph Collins was sentenced to 18 months prison for the manufacture/use of a Hoax device.

Homicide and Arson in Tampa

On November 15, 2018, Hillsborough County Fire Rescue responded to a structure fire at 6221 S 16th Avenue in Tampa. Upon arrival, units observed the residential structure on fire. Upon entry, Hillsborough County Fire Rescue discovered three subjects inside deceased. They extinguished the fire and secured the scene while waiting for a search warrant from the Hillsborough County Sheriff's Office. The Bureau of Fire, Arson and Explosives Investigations was notified. Detectives Ron DaSilva, Anthony Mozealous, Jeff Batz with accelerant detection canine Booker and Lieutenant Joe Minervini responded to the scene. Hillsborough County Fire Rescue determined the fire to be intentionally set. The scene was secured by Hillsborough County Sheriff's Office and the investigation would continue.

Hillsborough County Sheriff's Office in cooperation with the Hillsborough County Fire Rescue obtained an arrest warrants for Xavier Whitehead for 1st Degree Arson, Armed Burglary of a Dwelling and Tampering with Physical Evidence. Ricky Wilkerson was charged with three counts of 1st Degree Murder, Robbery Firearm & Armed Burglary.



SOUTH REGION

Case 18-2198 Golf Carts Miami

On July 25, 2018, Lt. JC Llanes from the Miami Fire Rescue Fire Marshal's Office, requested the investigative assistance of the Bureau to determine the origin and cause of a fire, which occurred at the Melreese Golf and Country and Club located at 1802 NW 37 Ave, Miami, FL.

The fire was discovered by a security officer working at the location. Fire was set to a golf cart and spread to 43 others. 38 of the golf carts were destroyed by fire and heat, while 6 had only heat damage. There was minimal fire and heat damage to the exterior of the golf pro shop structure located to the South of the area where the golf carts were located.



The incident was captured on video through the video surveillance system. I was able to view a video which showed a white male with shoulder length hair and wearing white shorts with a light-colored tank top set, fire to a golf cart using items collected in the area of the carts (and possibly some gas from one of the other golf carts). There has been no success in identifying the individual in the video.

Case 18-2334

On August 8, 2018, Hollywood Fire Department (HFD) requested Bureau of Fire, Arson and Explosives Investigation (BFAEI) detectives to assist in the investigation of a structure fire which occurred during an incident in which an adult male was killed. Lt. Tapanes and Detectives Denson, Bennett, Banks, and Dietrich responded. Due to an ongoing crime scene and response efforts detectives met with Hollywood Fire and Police department investigators in the 6100 Block of Lee Street. south of the crime scene at 2241 N 62 Ave in Hollywood.

BFAEI detectives were advised the incident occurred when a male contacted a local news agency by telephone and advised them he was armed and "something was going to happen" at his home. Responding police units set up a perimeter. At some point early on August 8th the subject was seen through the large west facing bay window igniting something and exiting the structure heavily armed. A confrontation with police resulted in fatal injuries to the subject. At this point smoke was seen coming from the structure which was soon fully involved in fire. Due to the threat from possible additional subjects or booby traps the fire was fought defensively by HFD. Due to the expansive crime scene the fire scene could not be surveyed on August 8th or 9th but a crime scene perimeter was established ensuring the integrity of the scene.



The fire scene was accessed on August 10 by BFAEI Detectives Bennett, Banks and Dietrich. K-9 handler Captain R. Holt responded with K-9 ICY and assisted with scene assessment and excavation. While the structure sustained damage from smoke, heat and fire throughout the origin investigation focused on the west end of the structure which was comprised of the main living area, dining area and kitchen and a small addition to the south of the main living room. Areas in the living room and dining area were identified as areas of origin and irregular fire patterns and residue were discovered on the floor in these areas.

After survey, assessment, and excavation of the structure's west end Captain Holt and K-9 Icy conducted a search of the area. Icy was reported to have alerted in several areas previously identified during the Origin and Cause investigation. The fire was determined to be incendiary, involving the use of liquid accelerants.

Case 18-2307 RV Riviera Beach

On August 5, 2018, Det. Clare responded to 3954 Bryon Drive, West Palm Beach, Florida 33404 regarding an RV fire. On scene, he met with Riviera Beach Fire Rescue personnel regarding this investigation, where numerous RV's burned.



It was determined the area of origin was to the exterior passenger's side rear wheel well. Nine additional RV's sustained either extensive fire or heat damage.

Det. Clare met with the owner of Waits RV Center regarding the investigation. The owner stated he has exterior surveillance video and would be able to view.

The business video surveillance, observed a male walk in between two RV's around 2115 hours. A short time later, a fire erupted in the area between the two RV's. This is the same area suspected as the area of origin of the fire. The surveillance video showed the same male subject walking from the direction of a neighboring business.

The neighboring business surveillance video revealed a white male, driving a silver colored Mercury 4D, exit his vehicle and walk westbound along Byron Drive towards Waits RV Center. This occurred at the same time frame as the RV Center video. The male in his late 50's, whom was holding an object in his right hand and walking with a limp, was wearing a Palm Beach RV employee shirt. The male later walks back to his vehicle and drives from the parking lot. The RV business owner did not recognize the male in the video.

At 1100 hours, Det Clare drove through the parking lot at Palm Beach RV and observed a 2003 silver colored Mercury Marquis 4D parked in the employee parking lot. The vehicle, looked identical to the vehicle in the video, is registered Benjamin Harris of Lake Worth. Benjamin Harris' driver's license photo looks like the male on the surveillance video.


Note: Benjamin Harris was convicted in 2007 of a Federal Arson charge. He was released in 2015. In one of his State charges, he was charged with Arson to a Fort Pierce RV Center.

Benjamin Harris did willfully and unlawfully, or while in the

commission of any felony, by fire or explosion, damages or causes to be damaged any structure, whether the property of himself or herself or another, under any circumstances not referred to in subsection (1), is guilty of arson in the second degree, which constitutes a felony of the second degree. "Structure" means any building of any kind, any enclosed area with a roof over it, any real property and appurtenances thereto, any tent or other portable building, and any vehicle, vessel, watercraft, or aircraft.

UPDATE:

On August 21, 2018, Colleton County Sheriff's Office and US Marshall's Office arrested Benjamin Harris on two outstanding warrants for 10 counts of Second Degree Arson and Federal Violation of Probation. Jail records reveal that he was arrested at 383 Albert St in Walterboro SC and booked into Colleton County Jail.



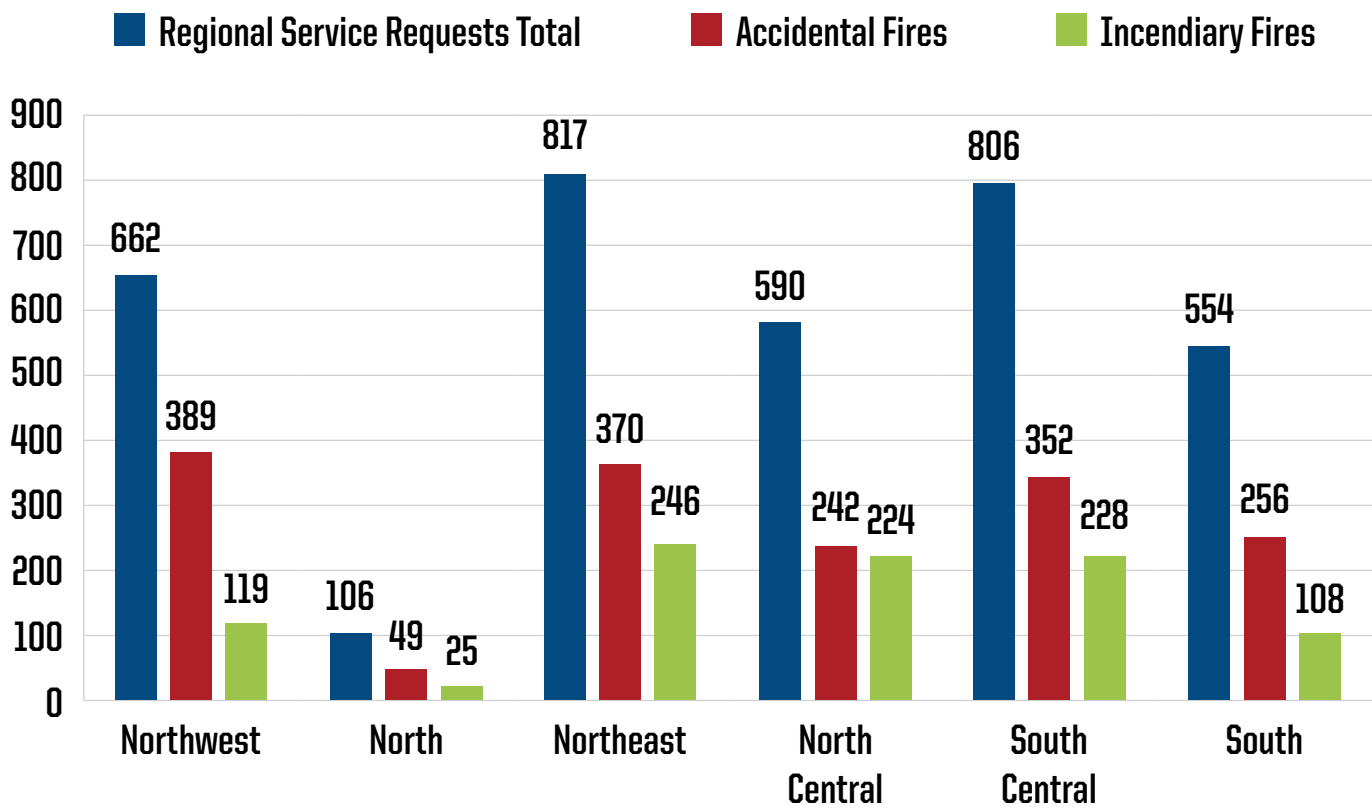
Bureau of Fire, Arson, and Explosives Investigations 2018 Bureau Statistics

During the calendar year 2018, the Bureau of Fire, Arson, and Explosives Investigations received 3,536 new requests for investigative assistance from fire departments, law enforcement agencies, federal and state agencies, individuals and insurance companies.

Investigative responses are classified according to type of incident:

Attempted Explosion	5
Attempted Fire	20
Explosion	16
Fire	3,228
Miscellaneous - EOD	87
Miscellaneous - Other	180

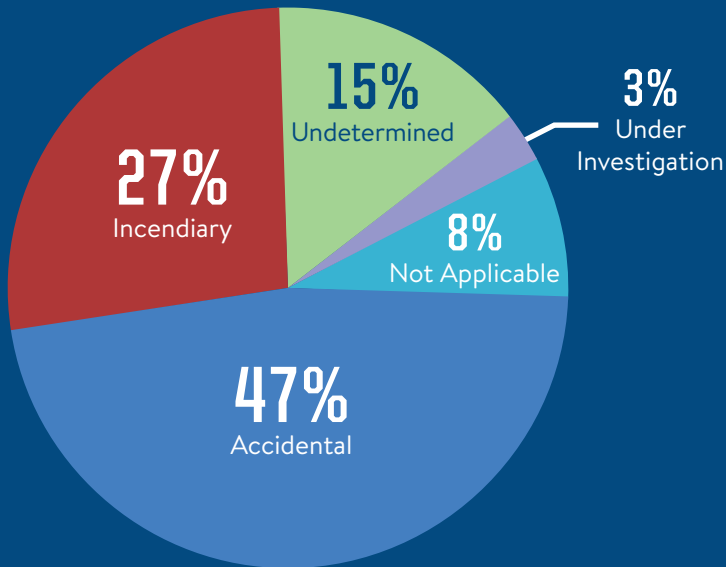
Overview of 2018 Bureau Statistics



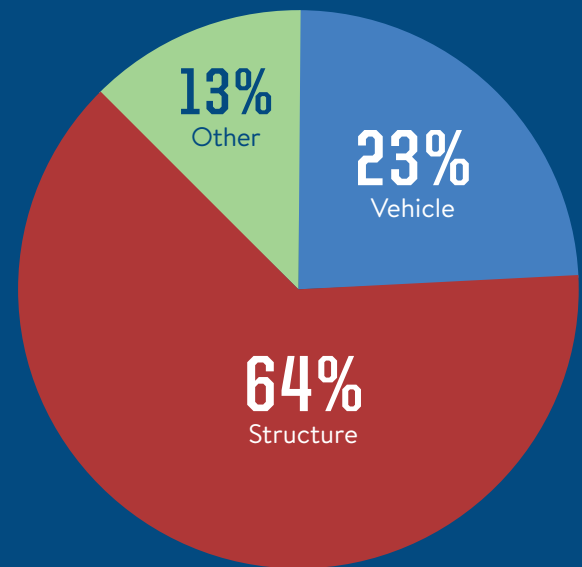
This year, the Bureau conducted investigations on properties that resulted in estimated losses of nearly **\$162 million (\$161,663,342.00)**. Of this estimated property loss, approximately **\$22 million (\$22,105,585.00)** was attributed to the crime of *arson*.

The Bureau classifies their investigative findings as – **Incendiary**, **Accidental**, **Undetermined** or **Not Applicable**. An **Incendiary** fire is defined as “a willfully and unlawfully set fire.” A **Not Applicable** finding is used when an investigation involves a non-fire related incident such as outstanding warrants, suspicious packages or other non-fire requests for assistance.

2018 Investigations:
Causes Reported



2018 Types of Incidents
Investigated



Arrests

Sworn personnel of the Bureau made arrests in 318 investigative cases in 2018, resulting in the arrest of 363 defendants. This information is based on an arrest date occurring in 2018 and often includes ongoing investigations from previous years, not just cases initiated in 2018. Of the 318 cases with arrests, 203 of these investigations were classified as “Incendiary” fires and resulted in the arrest of 230 defendants. This represents an arrest clearance rate for incendiary fires of 32 percent, which is above the reported national arrest percentage of 23 percent. Charges against perpetrators included Arson, Burning to Defraud the Insurer, False/Fraud Insurance Claim, Murder/Arson, Grand Theft, Criminal Mischief, and Possession/Placement/Discharge of a Destructive Device, along with other related crimes.

In addition to arrests made in association with “Incendiary” fire cases, our sworn investigators will often encounter situations that may result in additional arrests that are often not associated with arson-related crimes. (I.e. burglary, fraud, assault, probation violation, drug/drug paraphernalia and wanted persons). Bureau Detectives arrested 133 defendants for these types of criminal activities.



Bureau of Fire, Arson, and Explosives Investigations

Field Operations

District 1 Major Karl Morgan is the Commander of Field Operations for District One, which is comprised of three geographic regions: Northwest, North and Northeast. Major Morgan is headquartered in Tallahassee and can be contacted by phone at (850) 413-3663.

NORTHWEST REGION

The Northwest Region is under the command of Captain Chris Welch. The region has three field offices that service the 21 western most Florida counties, totaling 15,783 square miles.

Lt. David O'Dell supervises the Pensacola office. He and six law enforcement detectives cover calls for service in Escambia, Santa Rosa, Okaloosa, and North Walton counties. Lt Matt Streichert coordinates the activities of four law enforcement detectives assigned to the Panama City office. This office covers South Walton, Bay, Holmes, Washington, and Gulf counties. Lt. Jason Roberts supervises the field operations of the six detectives in the Tallahassee field office. The Tallahassee field office coverage area consists of Leon, Liberty, Madison, Suwannee, Taylor and Wakulla counties.

The region is supported by an administrative secretary and two crime intelligence analysts located in Pensacola and Tallahassee.

The Northwest region responded to 662 requests for service this year. Of those requests, 389 were accidental fires and 119 incendiary fires were investigated.

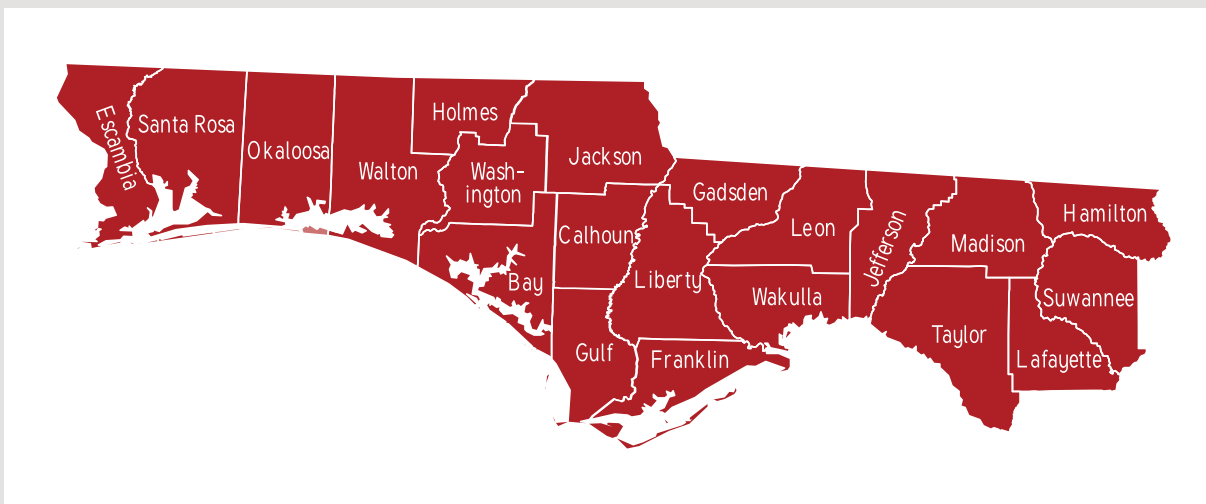
Pensacola Office: (850) 453-7803

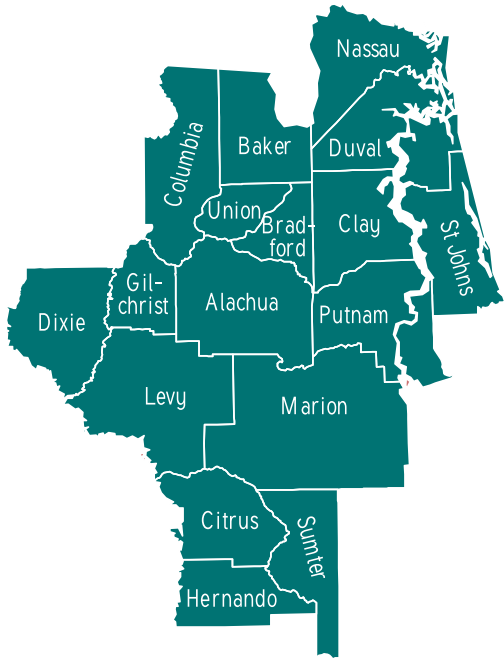
Panama City Office: (850) 747-5888

Tallahassee Field Office: (850) 413-3900

Counties of Assignment: Escambia, Santa Rosa, Okaloosa, Walton, Bay, Holmes, Washington, Gulf, Calhoun, Franklin, Gadsden, Hamilton, Jefferson, Jackson, Lafayette, Leon, Liberty, Madison, Suwannee, Taylor and Wakulla.

Specialized Units: Explosive Ordinance Disposal Team (EOD), Accelerant Detection Canine Team (ADC), Computer Voice Stress Analyzer (CVSA), and Crime Intelligence Analyst (CIA).





NORTHEAST REGION

The Northeast Region is under the command of Captain Robby Stephens and consists of 14 counties in the Northeast Florida area. The region is divided into two field offices, Jacksonville and Ocala. Both field offices are supported by Administrative Secretaries. The region has one Crime Intelligence Analyst. Lt. Ernest Cooper and Lt. Joseph Pietrafesa lead the Jacksonville squads of detectives serving seven counties. There are ten law enforcement detectives assigned to the Jacksonville Field Office. The Ocala Field Office is under the supervision of Lt. Matt Legler and serves nine counties. There are seven law enforcement detectives assigned to the Ocala Field Office.

The Northeast region responded to 817 requests for service this year. Of those requests, 370 accidental fires and 246 incendiary fires were investigated.

Jacksonville Field Office: (904) 798-5804

Counties of Assignment: Baker, Bradford, Clay, Duval, Nassau, Putnam, and St. Johns

Ocala Field Office: (352) 369-2801

Counties of Assignment: Alachua, Citrus, Columbia, Dixie, Gilchrist, Levy, Marion, Sumter, and Union

Specialized Units: Accelerant Detection Canine (ADC) Team, Computerized Voice Stress Analyzer (CVSA), Crime Intelligence Analyst

District 2

Major Brandon Ball is the Commander of Field Operations for District Two, which is comprised of three geographic regions (North Central, South Central and South). Major Ball is headquartered in Lake Wales and may be contacted by phone at (863) 679-4185.

NORTH CENTRAL REGION

The North Central region is under the command of Captain Jason Herrman and consists of seven counties and is comprised of two field offices, one in Orlando and the other in Daytona Beach.

The Orlando Field Office is under the supervision of Lt. Cindy Campina and Lt. Paul Patterson leads the Daytona Beach Field Office. Both field offices are supported by administrative secretaries. The Orlando Field Office covers a three-county territory and is supported by eight law enforcement detectives. The Daytona Beach Field Office covers a five county area and is supported by five law enforcement detectives.

The North Central region responded to 590 requests for service this year. Of those requests, 242 accidental fires and 224 incendiary fires were investigated.

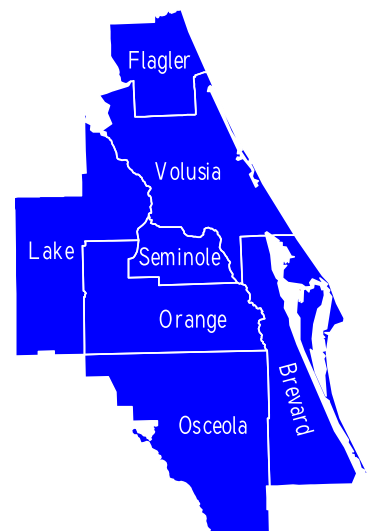
Orlando Field Office: (407) 893-3654

Counties of Assignment: Orange, Osceola and Lake

Daytona Beach Field Office: (386) 323-0904

Counties of Assignment: Brevard, Seminole, Volusia and Flagler

Specialized Units: Computer Voice Stress Analyzer (CVSA), Crime Intelligence Analyst, Accelerant Detection Canine (ADC) Team



SOUTH CENTRAL REGION

The South Central Region is under the command of Captain Phil Roman and consists of 13 counties, totaling 11,568 square miles. The region is comprised of field offices in Tampa, Lake Wales and Ft. Myers.

The Tampa Field Office is under the supervision of Lt. Randy St. Clair and is supported by six law enforcement detectives, an administrative secretary and a crime intelligence analyst supervisor, with a service area of six counties. The Lake Wales Field Office is supervised by Lt. Stacy McIntyre and is supported by eight law enforcement detectives and an administrative secretary, with a coverage area of four counties. The Ft. Myers Field Office is supervised by Lt. Joseph Minervini and is supported by five law enforcement detectives and an administrative secretary, with a coverage area of three counties.

The South-Central Region responded to 806 requests for service in 2018. Of those requests, 352 fires were classified as accidental and 228 were classified as incendiary. The SC Region Bomb Squad (EOD Team) responded to nearly 65 requests for service.

Tampa Field Office: (813) 972-8604

Counties of Assignment: Hernando, Hillsborough, Manatee, Pasco, Pinellas, and Sarasota.

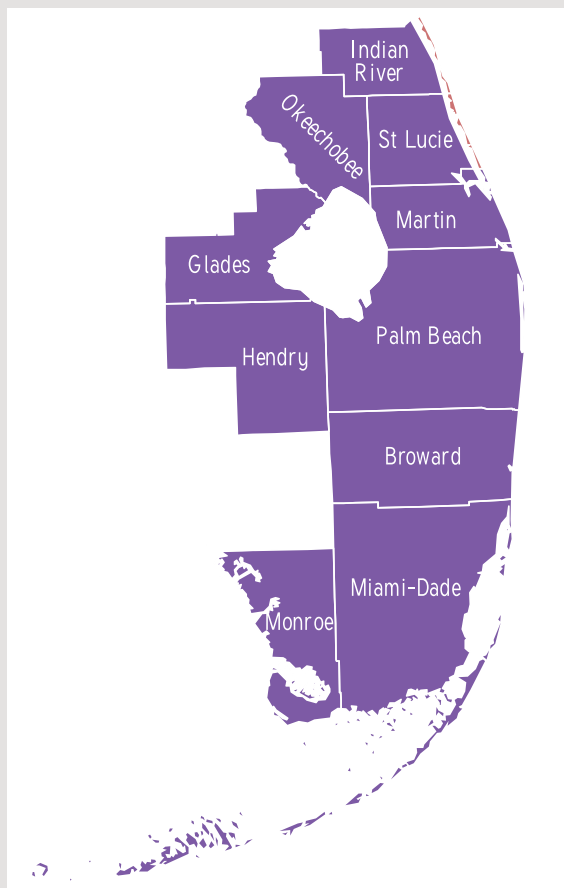
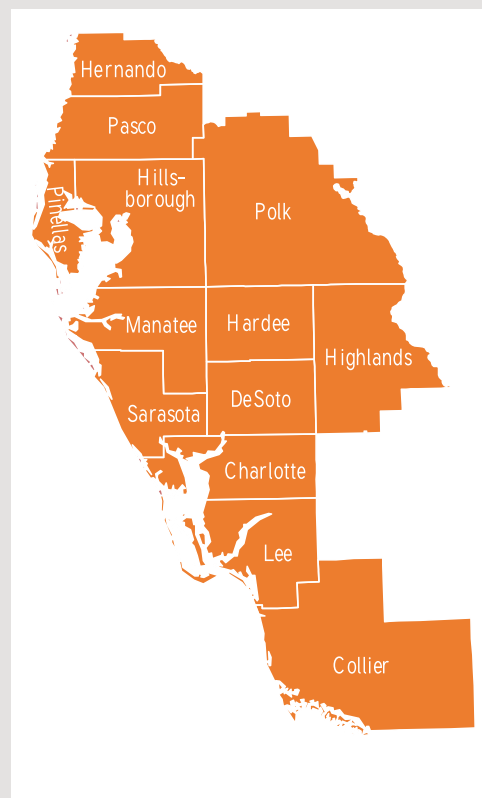
Lake Wales Field Office: (863) 679-4180

Counties of Assignment: Polk, Highlands, Hardee, and DeSoto.

Ft. Myers Field Office: (239) 278-7525

Counties of Assignment: Charlotte, Collier, and Lee.

Specialized Units: Computerized Voice Stress Analyzer (CVSA), Explosive Ordinance Disposal Team (EOD), Accelerant Detection Canine Team (ADC), Explosives Ordinance Disposal Canine Team (EODC) a Criminal Intelligence Analyst Supervisor (CIAS), and a Criminal Intelligence Analyst.



SOUTH REGION

The South Region is supervised by Captain Ross Holt and consists of ten counties, with offices located in West Palm Beach, Miami, and Plantation.

The Plantation Field Office is under the supervision of Lt. James Milton and consists of five law enforcement detectives responsible for providing service to Broward County. The West Palm Beach Office has four law enforcement detectives, under the direction of Lt. Anthony Mozealous, that are responsible for providing service to seven counties. The Miami Office has five law enforcement detectives, under the control of Lt. Edwin Tapanes that are responsible for providing service to two counties.

The South region responded to 554 requests for service this year. Of those requests, 256 accidental fires and 108 incendiary fires were investigated.

Plantation Field Office: (954) 321-3704

Counties of Assignment: Broward

West Palm Beach Office: (561) 640-6704

Counties of Assignment: Glades, Hendry, Indian River, Martin, Okeechobee, Palm Beach and St. Lucie

Miami Field Office: (954) 321-3704

Counties of Assignment: Dade and Monroe

Specialized Units: Computerized Voice Stress Analyzer (CVSA), Criminal Intelligence Analyst, and an Accelerant Detection Canine (ADC) Team.



Fire Incident Reporting System



WAYNE WATTS
State Program Manager

Established under Florida Statute 633.136 within the division of State Fire Marshal, the Florida Fire Incident Reporting System (FFIRS) Section is responsible for establishing and maintaining an electronic database and communication system. The section is tasked with receiving fire and emergency incident information from local fire departments; processing, preparing, and transmitting that data to the National Fire Incident Reporting System; preparing and disseminating annual reports to the Governor, Senate President, Speaker of the House of Representatives, fire protection agencies, and the public.

The section also provides state and federal agencies with fire and emergency response data, establishes procedures and a consistent reporting format for state and local fire protection stakeholders, and uses an electronic information database to help protect the citizens and fire and emergency responders of the State of Florida. We also offer on-site training in various areas of using the database free of charge.

The section manages the Florida Fire Incident Reporting System (FFIRS) in conjunction with the National Fire Incident Reporting System (NFIRS) housed in the United States Fire Administration (USFA). The state program manager sits on the board of the National Fire Information Council (NFIC), which is committed to enhancing public safety through the collection and dissemination of timely, accurate and useable fire and emergency response-related data. Their vision is to be the leading subject matter experts for NFIRS and their goal is to encourage every fire service organization's participation in the NFIRS program.

In 2018, Florida fire departments responded to a total of 2,909,322 incidents, which generated considerably more requests for fire department services than in 2017. Total fire response incidents increased by 11.68 percent and total dollar loss increased by 6.39 percent based on 2017 data. The number of fire departments that reporting to the Florida Fire Incident Reporting System (FFIRS) was 452, which is a decrease of 8.6 percent from the previous year, due to

consolidation of numerous smaller agencies into one larger agency rather than decreased participation in the reporting program. This is a continuation of the steady increase in reporting and data collection since the database was established in 1998, with approximately 775,000 incidents reported statewide that year. The division also uses privileged information obtained from the Florida Forest Service (FFS) and the Florida Department of Health (DOH). Their data provides FFIRS information on Florida county wildfire statistics and fire related deaths.

Although FFIRS is a voluntary program, the section has maintained at least 90 percent of agencies reporting over the last five years, thanks to the support and efforts of the Division of State Fire Marshal (DSFM), the Fire & Emergency Incident Information System Technical Advisory Panel (FEIISTAP), and fire service professionals at the state and local level. The FEIISTAP members are appointed by the State Fire Marshal to assist the Division with program improvements. In making appointments, the State Fire Marshal considers geography, population, and other factors, offering representation to the entire state rather than any single region. The 15 required members include: one from DOH, one from FFS, and 13 others from the Firefighters' Employment, Standards, and Training Council. Their combined input is used to improve efforts in reducing the state's fire problem and making Florida a safer place. The section is staffed by Ms. Dalfnie Burt—Records Specialist, and Dr. Xia Xu—Statistician II.

The United States Fire Administration (USFA) Data Entry Tool Software is available to National Fire Incident Reporting System users and is accessible from the NFIRS website, www.nfirs.fema.gov/webtools. Access to the tools is granted through user accounts, and the accounts are created and managed by your state NFIRS program manager. Join the Division of State Fire Marshal and FFIRS in its endeavor to Fight Fires with Facts! If assistance is needed, please contact FFIRS at (850) 413-3698 or ffirs@myfloridacfo.com.



Civilian Deaths from Fires

Department of Health, Vital Statistics Section

The following civilian fire death statistics are based on death certificates received from the 24 Regional Medical Examiner offices in the State of Florida, identifying the underlying or sub-causes of fire-related deaths. The Department of Health (DOH), Office of Vital Statistics, then applies the proper codes for the cause of death, using codes defined by the tenth revision of the International Classification of Disease (ICD).

Based on the National Fire Protection Association (NFPA) Standard, fire deaths and only fire deaths are primarily identified by the code range for accidental fire exposure X00-X09. The X00-X09 range includes most, but not all, fire deaths. The code refers to uncontrolled vs. controlled building/structure or non-building/structure fires. Using these guidelines, the State of Florida had a total of **115** civilian fire deaths.

Deaths due to homicides (X97) and suicides (X76) involving smoke, fire or flames, pathological fire-setting (F63.1), discharge of fireworks (W39) and exposures to smoke, fire or

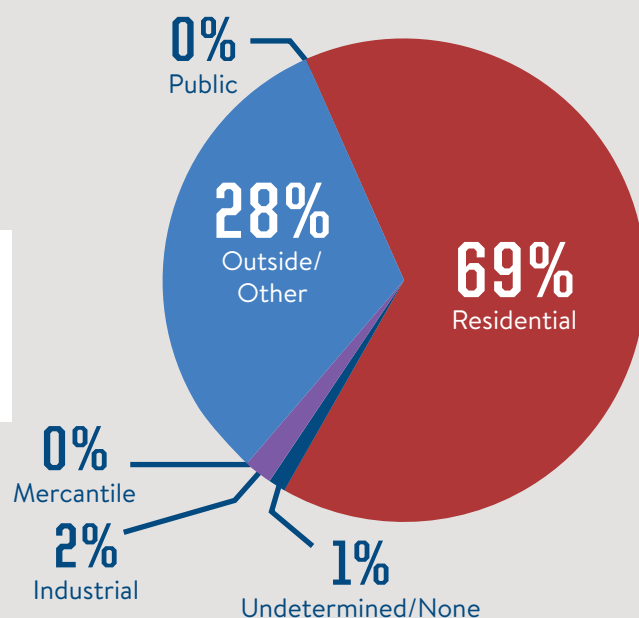

flame with undetermined intent (Y26) are not included in the NFPA standards, but are included by Consumer Product Safety Commission (CPSC), Tri-Data and the United States Fire Administration (USFA) when performing state-by-state analysis. Utilizing the five additional categories based on their methodology, the State of Florida civilian fire fatalities would increase to **135** (an additional **17.4 percent**).

Excluded from NFPA, CPSC, Tri-Data and USFA analyses are fire deaths in vehicles, which would increase the civilian fire deaths in 2018 to **167** (an additional **27.8 percent**). The State of Florida has included in its analysis deaths due to explosions (code range W35-W40), intentional self-harm by explosive materials (X75), assault by explosive materials (X96) and contact with explosive materials, undetermined intent (Y25). These deaths are not readily identifiable in the DOH Vital Statistics Database. The additional 8 categories bring Florida civilian fire and explosion fatalities to **176** (a further increase of **7.8 percent**). The Catastrophic storm/flood code (X37) was added to the year's total bringing it to **190**.



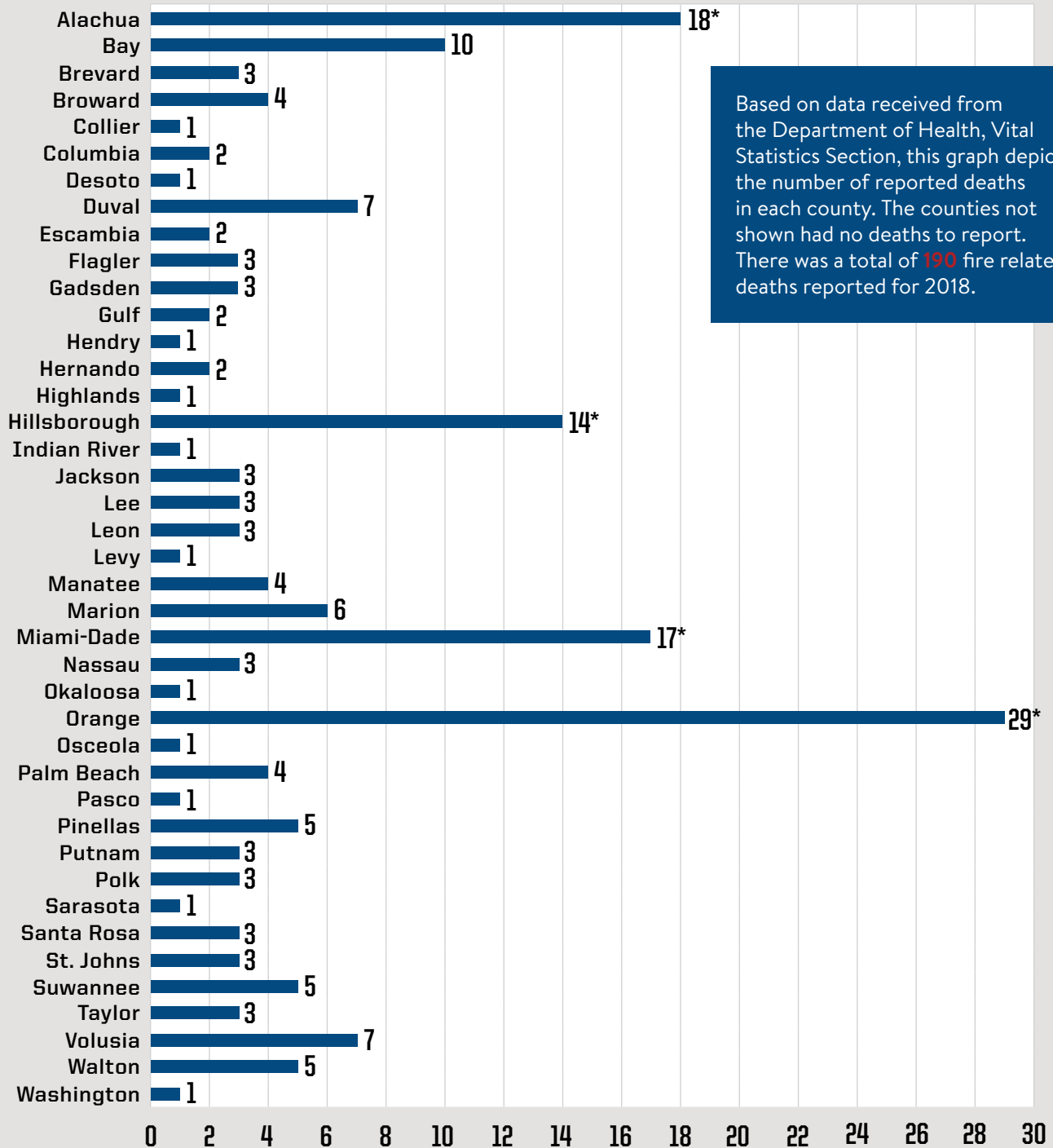
Civilian Deaths from Fires by Property Use

The following graph depicts **190** civilians that died in 2018 from fire related incidents based on data received from the Department of Health, Vital Statistics Section. This represents a 5.0 percent decrease in total fire related deaths compared to 2017.





Civilian Deaths by County



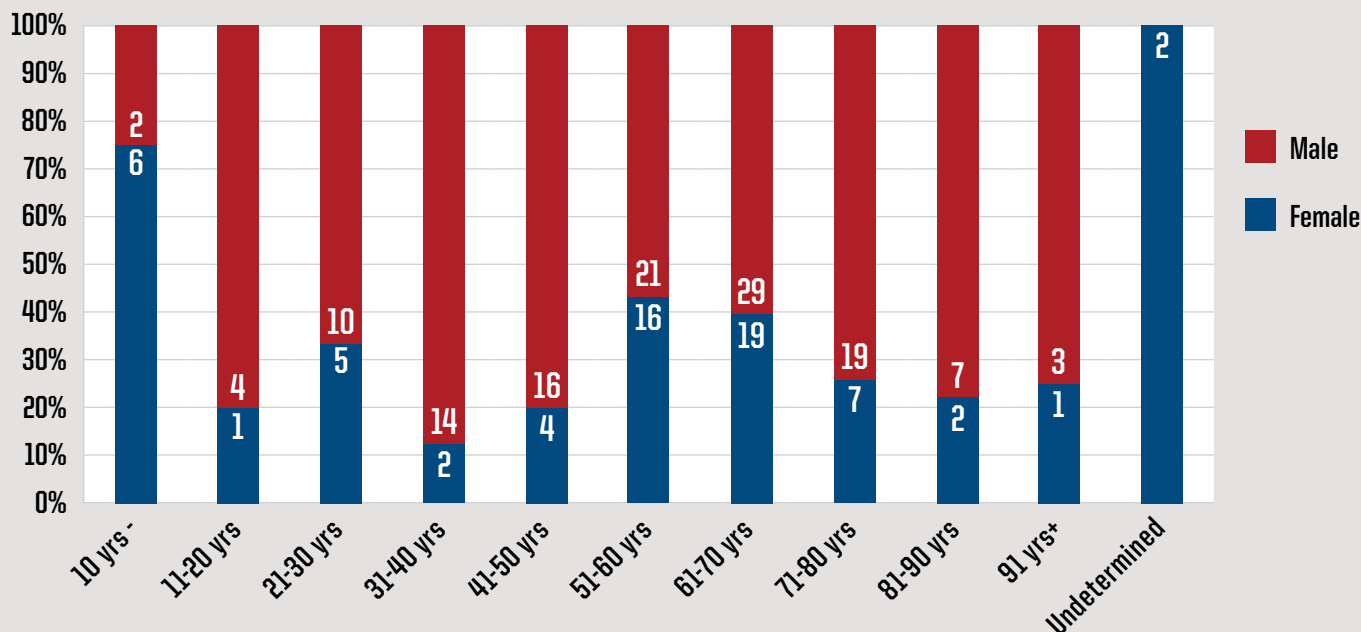
Based on data received from the Department of Health, Vital Statistics Section, this graph depicts the number of reported deaths in each county. The counties not shown had no deaths to report. There was a total of **190** fire related deaths reported for 2018.

**High numbers in Alachua, Hillsborough, Miami-Dade and Orange Counties, are because these areas house the regional trauma and burn centers.*



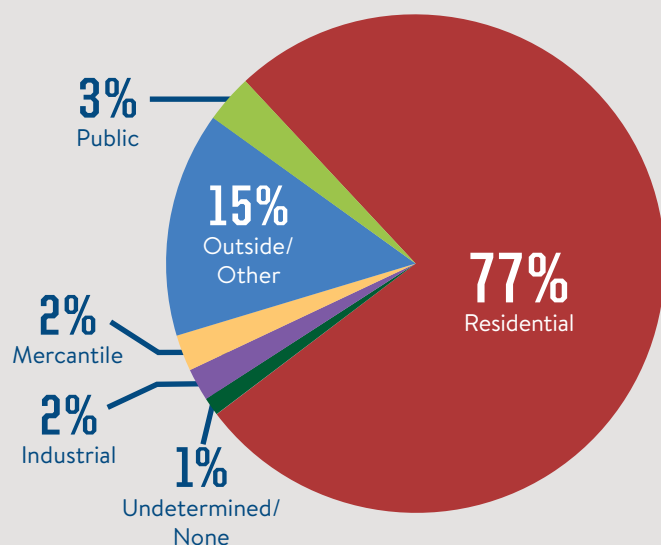
Civilian Fire Deaths by Age and Sex

Fire education is extremely important. There was a total of **190** fire deaths in 2018 (based on data received from the Department of Health, Vital Statistics Section). People age 41 and older account for **76 percent** of Florida's reported deaths from fire. Small children under the age of 10 make up over **4 percent**.



Civilian Injuries from Fires by Property Use

During 2018, **1,163** civilians were injured from fires (based on data received from the State Fire Marshal Office). Residential properties continue to have the greatest number of fire injuries among structure fires. Each year, many factors contribute to the number of fire-related injuries, but cooking remains one of the most prominent factors with **16 percent** of residential property fires originating in the kitchen.



Residential (592)	Public (24)
Outside/Other (112)	Industrial (16)
Mercantile (18)	Undetermined/None (9)



Florida Counties Fire

Counties	Structure Fires	Vehicle Fires	Other Fires	Exposures	Total Fires	Rescue EMS	Other Calls	False Alarms
Alachua	178	133	427	1	739	40,816	5,554	2,268
Baker	12	3	10	0	25	1,163	178	27
Bay	239	116	239	3	597	15,849	5,959	1,910
Bradford	15	16	28	0	59	742	243	45
Brevard	317	218	819	11	1,365	67,444	16,437	3,394
Broward	1,227	759	1,146	45	3,177	194,586	59,715	18,732
Calhoun	11	1	20	0	32	198	111	7
Charlotte	116	101	335	8	560	26,357	6,548	949
Citrus	98	56	154	4	312	1,481	1,806	362
Clay	98	52	165	1	316	17,242	3,595	768
Collier	127	109	448	18	702	23,443	9,518	3,486
Columbia	88	78	185	10	361	5,772	1,959	230
Desoto	33	32	186	0	251	3,279	1,139	195
Dixie	25	17	48	0	90	766	213	28
Duval	520	358	958	1	1,837	97,189	18,783	7,857
Escambia	344	157	564	31	1,096	13,066	7,495	2,732
Flagler	65	50	117	0	232	15,545	9,159	954
Franklin	5	2	31	0	38	177	59	2
Gadsden	76	50	160	12	298	578	1,865	275
Gilchrist	8	8	35	0	51	626	275	16
Glades	8	6	39	1	54	316	108	4
Gulf	9	2	10	0	21	46	27	17
Hamilton	22	22	54	0	98	276	260	30
Hardee*	13	33	121	0	167	2,079	524	156
Hendry	50	39	219	0	308	3,956	3,807	328
Hernando	146	78	237	21	482	26,673	6,080	1,196
Highlands	84	42	147	0	273	6,065	1,407	357
Hillsborough	776	686	1,753	14	3,229	142,317	23,149	9,680
Holmes	15	12	41	2	70	113	194	17
Indian River	89	63	339	2	493	24,857	1,881	1,284
Jackson	66	64	154	0	284	4,731	810	163
Jefferson	18	17	73	0	108	212	239	67
Lafayette	0	0	0	0	0	0	0	0
Lake	312	220	551	5	1,088	41,794	11,404	2,268
Lee	393	280	995	16	1,684	63,836	25,504	5,240
Leon	288	152	528	31	999	15,546	8,477	2,338
Levy	34	32	123	1	190	3,867	604	52
Liberty	7	6	30	0	43	37	23	2

and Non-Fire Totals

Total Incidents	Add Mutual Aid Given	Total Responses	Total Dollar Loss	Civilian Injuries	Firefighter Injuries
49,377	548	49,925	\$7,359,244	3	1
1,393	136	1,529	\$38,400	0	0
24,315	578	24,893	\$5,109,210	4	3
1,089	370	1,459	\$3,824,803	0	0
88,640	1,961	90,601	\$8,731,192	26	21
276,210	4,888	281,098	\$33,373,020	69	128
348	16	364	\$754,100	0	0
34,414	136	34,550	\$5,489,870	5	2
3,961	540	4,501	\$3,141,719	7	11
21,921	574	22,495	\$3,984,243	12	17
37,149	2,393	39,542	\$21,380,270	41	25
8,322	16	8,338	\$3,516,727	7	0
4,864	4	4,868	\$1,147,750	2	0
1,097	143	1,240	\$1,114,600	70	0
125,666	804	126,470	\$2,372,520	19	15
24,389	197	24,586	\$7,381,577	16	5
25,890	848	26,738	\$2,074,230	1	1
276	0	276	\$8,500	0	0
3,016	332	3,348	\$2,811,012	1	1
968	184	1,152	\$930,000	134	0
482	27	509	\$257,800	0	0
111	69	180	\$112,600	6	0
664	150	814	\$605,600	1	0
2,926	5	2,931	\$445,426	0	4
8,399	102	8,501	\$479,600	0	1
34,431	341	34,772	\$6,447,801	10	4
8,102	386	8,488	\$1,328,751	5	0
178,375	701	179,076	\$28,749,307	60	4
394	130	524	\$897,000	0	1
28,515	12	28,527	\$11,351,161	2	2
5,988	299	6,287	\$1,491,572	1	1
626	37	663	\$1,429,750	0	0
0	0	0	\$0	0	0
56,554	3,999	60,553	\$5,549,039	9	82
96,264	3,918	100,182	\$21,330,793	22	39
27,360	1,062	28,422	\$12,597,132	27	3
4,713	1,610	6,323	\$839,242	32	0
105	3	108	\$187,000	0	0



Florida Counties Fire

Counties	Structure Fires	Vehicle Fires	Other Fires	Exposures	Total Fires	Rescue EMS	Other Calls	False Alarms
Madison	29	17	64	0	110	290	315	57
Manatee	220	134	423	15	792	22,972	5,435	3,381
Marion	333	250	675	0	1,258	15,992	9,811	2,140
Martin	107	83	221	3	414	20,352	5,674	1,339
Miami-Dade	1,583	1,031	2,253	119	4,986	204,646	40,363	20,381
Monroe	111	48	131	2	292	11,182	2,136	1,096
Nassau	55	42	136	8	241	6,673	1,142	349
Okaloosa	196	74	175	3	448	17,859	4,565	1,500
Okeechobee	31	43	121	0	195	6,122	1,436	186
Orange	1,033	617	1,321	8	2,979	132,908	25,330	13,211
Osceola	264	197	465	2	928	34,705	6,765	3,285
Palm Beach	824	606	1,053	9	2,492	168,376	38,041	13,805
Pasco	303	201	455	45	1,004	60,160	12,855	2,418
Pinellas	743	307	793	28	1,871	163,292	31,234	8,120
Polk	645	389	1,135	25	2,194	77,458	20,006	3,324
Putnam	23	19	30	0	72	2,270	384	138
Santa Rosa	222	80	231	0	533	11,973	4,430	944
Sarasota	174	154	643	0	971	58,478	6,759	3,612
Seminole	365	157	466	6	994	45,365	13,252	3,945
St. Johns	193	95	218	1	507	22,228	5,509	1,648
St. Lucie	306	180	426	0	912	43,752	4,248	1,916
Sumter	100	85	223	2	410	19,275	11,691	810
Suwannee	42	43	122	3	210	9,099	589	163
Taylor	30	28	59	0	117	299	960	64
Union	13	9	31	1	54	223	67	13
Volusia	326	252	551	14	1,143	49,782	23,438	3,093
Wakulla	34	10	57	0	101	249	312	37
Walton	66	65	221	0	352	10,500	2,390	833
Washington	8	6	15	0	29	26	72	15
Total Incidents	14,311	9,292	24,203	532	48,338	2,079,546	514,318	159,259
Mutual Aid	2,869	510	2,345			32,211	24,509	2,696
Total Responses	17,180	9,802	26,548	532	48,338	2,111,757	538,827	161,955

* No Data Received

The above statistics are based on the data submitted by 452 fire departments that reported to the Florida Fire Incident Reporting System (FFIRS) in 2018.

and Non-Fire Totals

Total Incidents	Add Mutual Aid Given	Total Responses	Approximate Total Dollar Loss	Civilian Injuries	Firefighter Injuries
772	128	900	\$3,921,488	0	0
32,580	662	33,242	\$7,945,613	9	1
29,201	208	29,409	\$10,170,261	16	5
27,779	930	28,709	\$6,942,923	32	6
270,376	232	270,608	\$50,616,041	97	196
14,706	223	14,929	\$19,395,650	3	0
8,405	231	8,636	\$4,412,768	9	14
24,372	2,305	26,677	\$2,307,639	7	4
7,939	50	7,989	\$990,300	1	0
174,428	2,541	176,969	\$15,672,695	43	145
45,683	2,159	47,842	\$4,789,454	21	57
222,714	1,926	224,640	\$23,384,524	59	140
76,437	2,631	79,068	\$10,538,817	40	11
204,517	7,045	211,562	\$27,075,506	89	152
102,982	3,069	106,051	\$18,935,211	41	16
2,864	31	2,895	\$5,256,050	1	0
17,880	760	18,640	\$3,638,067	3	0
69,820	1,000	70,820	\$4,423,315	9	8
63,556	1,166	64,722	\$11,242,212	27	27
29,892	403	30,295	\$4,946,885	18	1
50,828	9	50,837	\$3,163,497	0	0
32,186	760	32,946	\$1,824,026	5	7
10,061	98	10,159	\$3,023,924	5	0
1,440	52	1,492	\$1,509,220	0	0
357	3	360	\$307,500	0	0
77,456	6,084	83,540	\$15,801,643	29	10
699	2	701	\$312,704	0	0
14,075	627	14,702	\$2,940,006	1	4
142	10	152	\$849,610	0	0
2,801,461	62,864	2,864,325	\$474,980,110	1,157	1,175
107,861+	65,140	53,492+	3,720,316+		
2,909,322	128,004	2,917,817	\$478,700,426	1,157	1,175

* Departments must be compliant under the Firefighter's Occupational Safety and Health Act, Rule Chapter 69A-62 and Florida Statutes 633.801 – 633.821, as well as other Florida statutes and rules to be recognized as a fire department + Fires reported after the initial deadline for reporting to FFIRS prior to publication.



Florida Wildfires by

County	Total Fires		0.1 - 0.2 Acres		0.3 - 9 Acres	
	# fires	# acres	# fires	# acres	# fires	# acres
All Counties	1,933	97,245	416	46.2	1,156	2,511.40
Alachua	24	175	2	0.3	18	50.5
Baker	18	65	1	0.1	15	27.2
Bay	24	88	7	0.8	15	46.1
Bradford	17	16	5	0.5	12	15
Brevard	34	796	5	0.6	21	33.6
Broward	19	2,583	1	0.1	9	25
Calhoun	14	210	1	0.1	8	21.8
Charlotte	60	473	21	2.2	30	65.1
Citrus	36	527	3	0.3	24	46.4
Clay	17	58	7	0.9	8	19.3
Collier	59	40,152	8	0.9	38	84.1
Columbia	60	153	19	2	38	60.9
DeSoto	18	293	2	0.2	13	26.1
Dixie	24	60	11	1.1	11	23
Duval	6	61	0	0	5	6.3
Escambia	20	456	2	0.3	12	29.6
Flagler	11	7	7	0.7	4	6.5
Franklin	16	1,337	2	0.2	7	19.5
Gadsden	23	108	3	0.3	16	29.4
Gilchrist	13	48	4	0.5	7	12.6
Glades	36	1,046	14	1.6	11	40.5
Gulf	10	8,133	2	0.2	6	17.5
Hamilton	34	115	9	0.9	21	40.1
Hardee	7	139	0	0	5	17
Hendry	29	3,682	1	0.1	21	64.1
Hernando	28	431	5	0.6	16	35.7
Highlands	70	1,811	23	2.7	40	73.5
Hillsborough	24	204	6	0.6	15	48.3
Holmes	22	118	3	0.3	14	42.8
Indian River	24	818	4	0.5	10	15.6
Jackson	49	156	15	1.5	31	40.9
Jefferson	18	82	3	0.4	12	38.8
Lafayette	21	32	14	1.6	6	5.1
Lake	37	244	3	0.3	27	53.6

County and Acres Burned

10 - 99 Acres		100 - 299 Acres		300 - 999 Acres		1,000 - 4,999 Acres		5,000 Acres & Up	
# fires	# acres	# fires	# acres	# fires	# acres	# fires	# acres	# fires	# acres
291	8,166.00	35	5,592.00	23	11,130.60	7	14,654.80	5	55,144.00
4	124	0	0	0	0	0	0	0	0
2	38	0	0	0	0	0	0	0	0
2	41	0	0	0	0	0	0	0	0
0	0	0	0	0	0	0	0	0	0
7	162	0	0	1	600	0	0	0	0
7	149	1	105	0	0	1	2,304	0	0
5	188	0	0	0	0	0	0	0	0
7	189.5	2	216	0	0	0	0	0	0
8	252.4	1	228	0	0	0	0	0	0
2	38	0	0	0	0	0	0	0	0
6	92	2	331	1	600	1	2,578	3	36,466
3	90	0	0	0	0	0	0	0	0
2	67	1	200	0	0	0	0	0	0
2	35.9	0	0	0	0	0	0	0	0
1	55	0	0	0	0	0	0	0	0
5	289	1	137	0	0	0	0	0	0
0	0	0	0	0	0	0	0	0	0
5	113	0	0	2	1,204	0	0	0	0
4	78.5	0	0	0	0	0	0	0	0
2	35	0	0	0	0	0	0	0	0
7	209	3	442	1	353	0	0	0	0
1	35	0	0	0	0	0	0	1	8,080
4	74	0	0	0	0	0	0	0	0
2	122	0	0	0	0	0	0	0	0
4	158	1	120	1	400	1	2,940	0	0
5	153	2	242	0	0	0	0	0	0
3	125	1	150	3	1,460	0	0	0	0
2	55	1	100	0	0	0	0	0	0
5	75	0	0	0	0	0	0	0	0
8	299.5	1	110	1	392	0	0	0	0
3	114	0	0	0	0	0	0	0	0
3	42.7	0	0	0	0	0	0	0	0
1	25	0	0	0	0	0	0	0	0
7	190.5	0	0	0	0	0	0	0	0



Florida Wildfires by

County	Total Fires		0.1 - 0.2 Acres		0.3 - 9 Acres	
	# fires	# acres	# fires	# acres	# fires	# acres
Lee	66	413	7	0.9	48	67.3
Leon	9	27	0	0	8	13.5
Levy	62	568	8	1	41	92.9
Liberty	5	3	0	0	5	3.1
Madison	45	163	16	1.6	24	50.8
Manatee	23	212	3	0.3	15	26.7
Marion	27	136	1	0.1	21	51.7
Martin	17	349	2	0.2	7	15.9
Miami-Dade	76	2,651	7	0.9	44	104.9
Monroe	2	72	1	0.1	0	0
Nassau	22	131	6	1	12	24.9
Okaloosa	26	120	8	0.9	14	19.6
Okeechobee	47	2,368	10	1.1	23	73.4
Orange	24	734	1	0.1	16	25
Osceola	18	314	0	0	13	23.5
Palm Beach	18	12,038	2	0.2	9	21.8
Pasco	18	407	1	0.2	15	52.1
Pinellas	2	2	1	0.2	1	2
Polk	103	6,339	16	1.7	58	146.4
Putnam	48	60	8	0.9	40	59.5
Santa Rosa	52	2,492	17	1.7	24	66.7
Sarasota	30	92	12	1.4	14	20.6
Seminole	4	12	0	0	4	12
St. Johns	11	91	4	0.5	5	15
St. Lucie	27	690	3	0.3	18	46.2
Sumter	12	547	1	0.1	8	14.5
Suwannee	54	135	21	2.3	30	57.4
Taylor	39	45	20	2.2	19	42.9
Union	19	49	8	0.8	10	20.9
Volusia	41	766	6	0.7	25	60
Wakulla	11	19	4	0.5	7	18
Walton	36	449	6	0.6	21	45.1
Washington	17	76	3	0.3	11	35.6

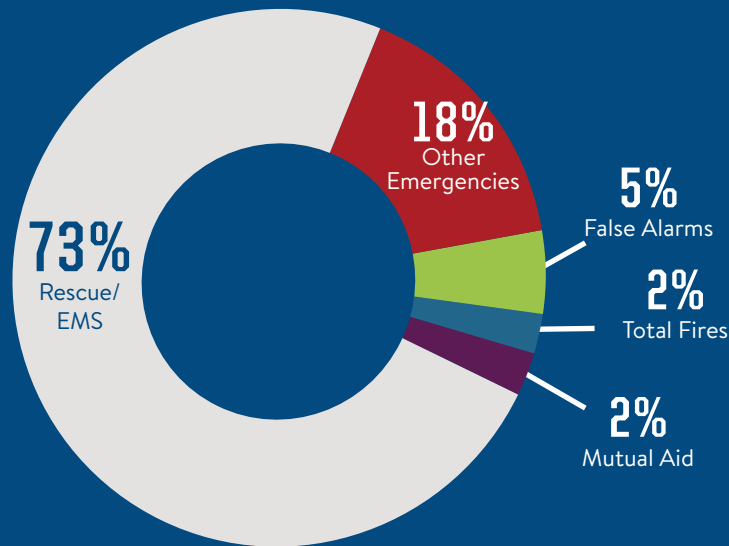
County and Acres Burned

10 - 99 Acres		100 - 299 Acres		300 - 999 Acres		1,000 - 4,999 Acres		5,000 Acres & Up	
# fires	# acres	# fires	# acres	# fires	# acres	# fires	# acres	# fires	# acres
10	215	1	130	0	0	0	0	0	0
1	13	0	0	0	0	0	0	0	0
12	344	1	130	0	0	0	0	0	0
0	0	0	0	0	0	0	0	0	0
5	111	0	0	0	0	0	0	0	0
4	66.8	1	118	0	0	0	0	0	0
5	84	0	0	0	0	0	0	0	0
8	333	0	0	0	0	0	0	0	0
19	339	3	574	3	1,632	0	0	0	0
1	72	0	0	0	0	0	0	0	0
4	105.3	0	0	0	0	0	0	0	0
4	99	0	0	0	0	0	0	0	0
12	338.5	0	0	1	635.6	1	1,319.80	0	0
5	142	1	142	1	425	0	0	0	0
4	170	1	120	0	0	0	0	0	0
3	94	1	250	2	1,074	0	0	1	10,598
1	25	0	0	1	330	0	0	0	0
0	0	0	0	0	0	0	0	0	0
21	502	3	589	3	1,200	2	3,900	0	0
0	0	0	0	0	0	0	0	0	0
8	260.1	1	150	1	400	1	1,613	0	0
4	70	0	0	0	0	0	0	0	0
0	0	0	0	0	0	0	0	0	0
2	75.3	0	0	0	0	0	0	0	0
4	186	2	457	0	0	0	0	0	0
2	107	0	0	1	425	0	0	0	0
3	75	0	0	0	0	0	0	0	0
0	0	0	0	0	0	0	0	0	0
1	27	0	0	0	0	0	0	0	0
7	154	3	551	0	0	0	0	0	0
0	0	0	0	0	0	0	0	0	0
9	403	0	0	0	0	0	0	0	0
3	40	0	0	0	0	0	0	0	0



2018 Summary Statistics

In 2018, fire departments responded to a total of **2,909,322** incidents. When mutual aid calls were added, the total number of reported responses increased to **2,917,817**, which generated slightly more requests for fire department services than in 2017. Total fire response incidents increased slightly by **11.68 percent** and total dollar loss increased by **8.5 percent** based on 2017 data. The number of fire departments that reported to the Florida Fire Incident Reporting System (FFIRS) was **452**, which is a decrease of **8.6 percent** from the previous year, due to consolidation of numerous smaller agencies into one larger one rather than decreased participation in the reporting program.



2018 State Incident Summary

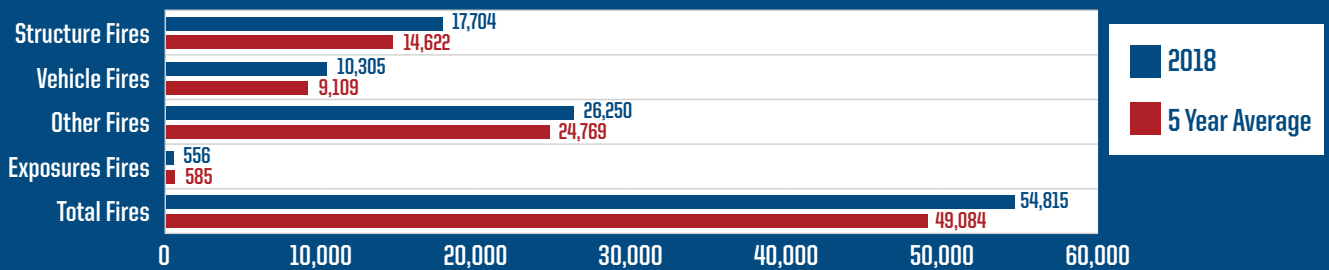
Structure Fires	17,704
Vehicle Fires	10,305
Other Fires	26,250
Exposures Fires	556
Total Fire Incidents	54,259

Rescue/EMS	2,138,038
Other Emergencies	547,066
False Alarms	168,264
Total Non-Fire Incidents	2,853,368


Mutual Aid Given	64,449
------------------	--------

*Total Incidents plus Mutual Aid Given	2,917,817
---	------------------

2018 Fires

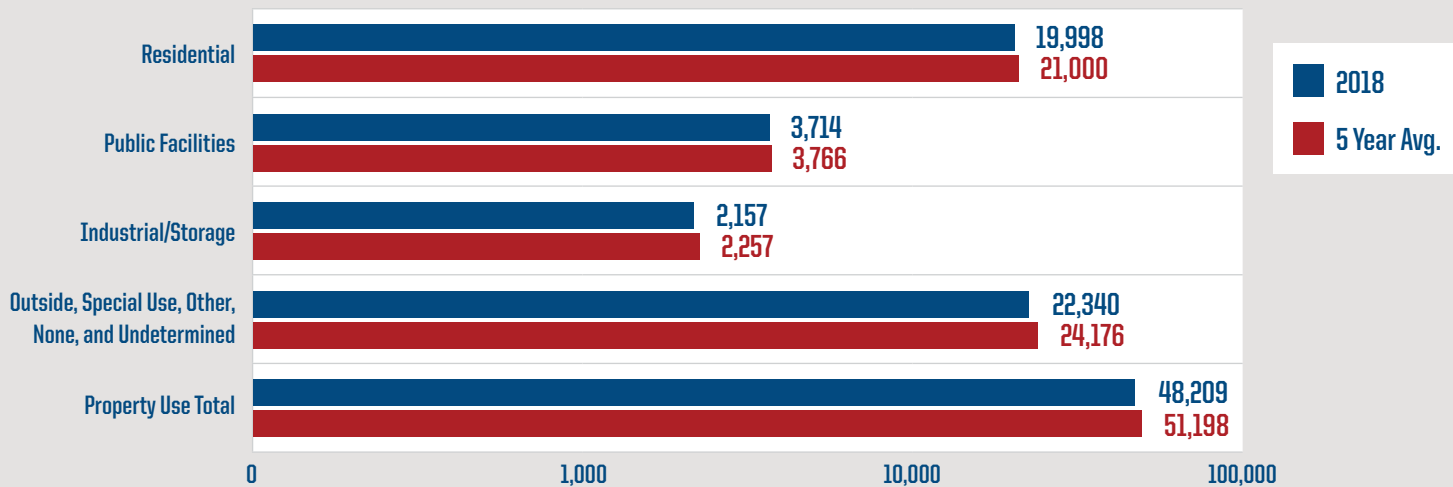


2018 Non Fire Related Incidents





Total Breakdown of Fires by Property Use

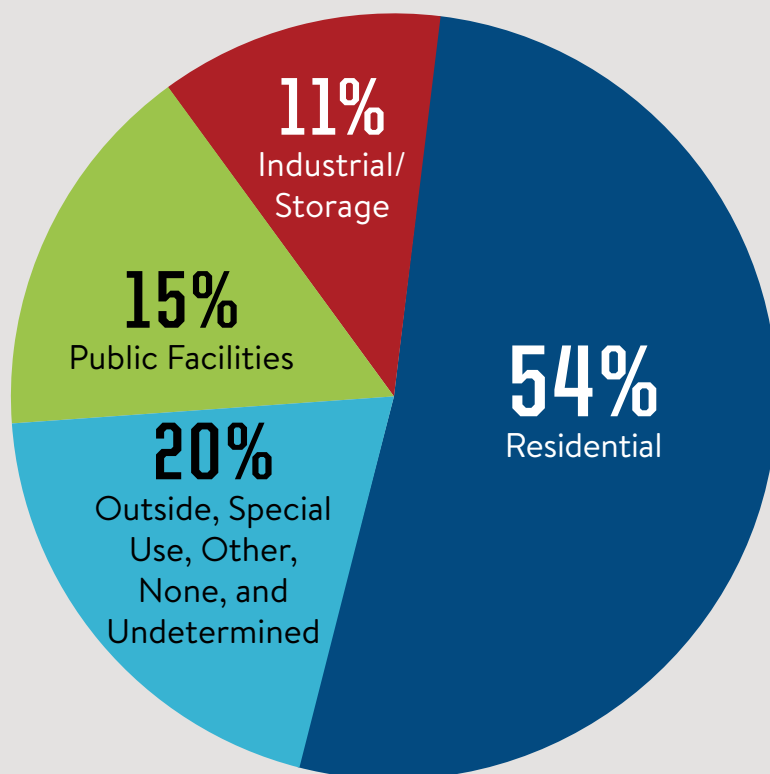


Total State Dollar Loss

Reported Value of Property Loss for 2018:

\$478,700,426

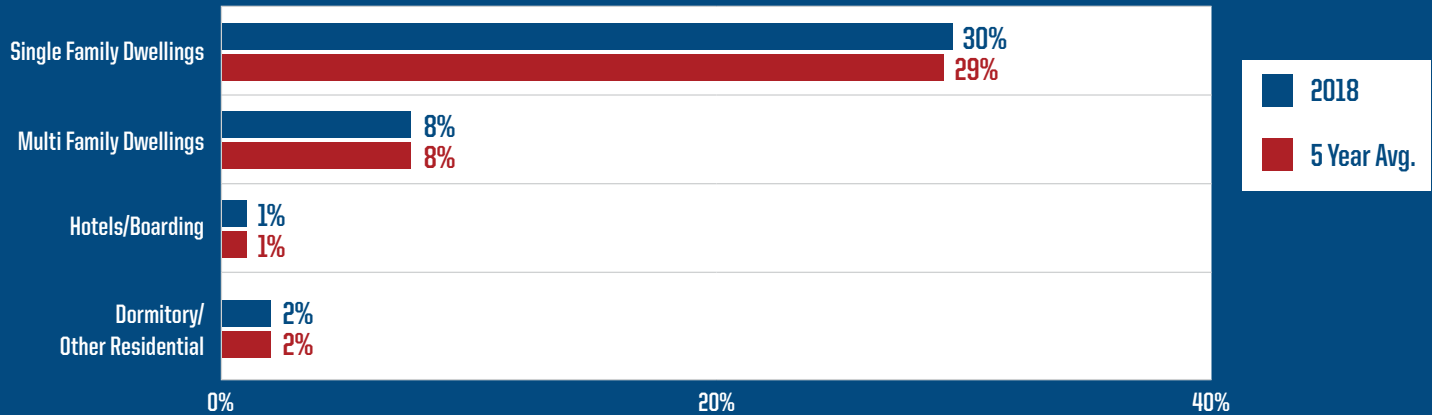
Residential	\$258,111,209
Outside, Special Use, Other, None, and Undetermined	\$93,791,447
Public Facilities	\$72,138,024
Industrial/Storage	\$54,659,746





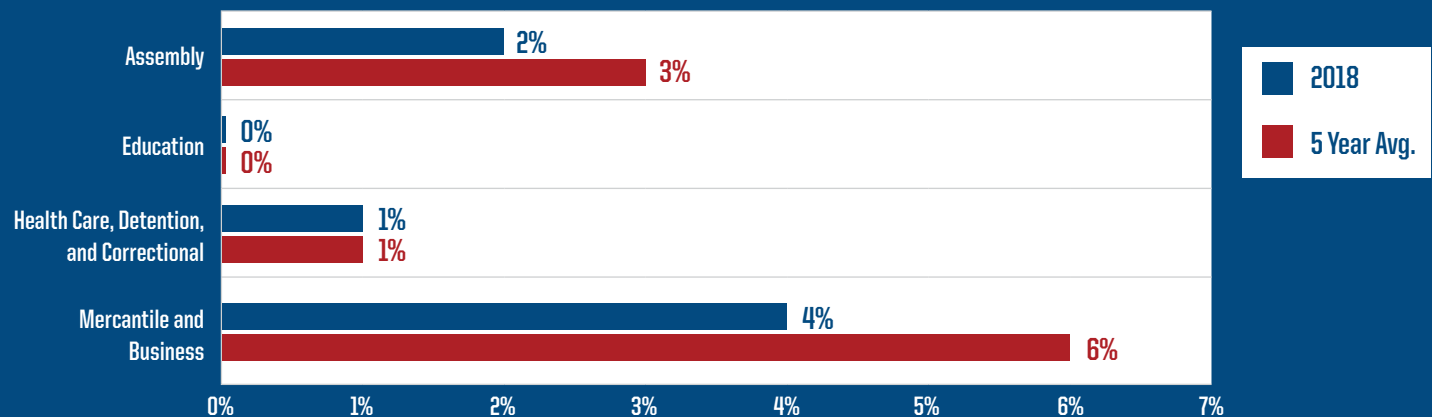
Percentage of Fires and Dollar Loss Compared to Five Year Average by Property Use

Residential



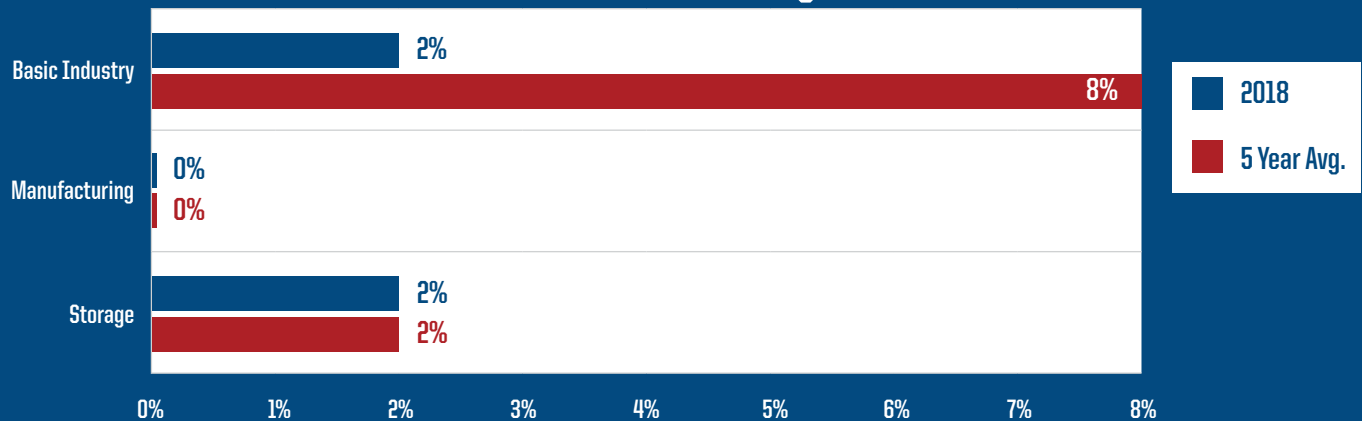
Residential Property Type	2018 Number of Incidents	5 Year Avg. Number of Incidents	2018 Total Dollar Loss	5 Year Avg. Total Dollar Loss
Single Family Dwellings	14,827	15,468	\$179,463,169	\$176,743,558
Multi Family Dwellings	3,859	4,158	\$52,228,569	\$44,230,429
Hotels/Boarding	336	398	\$2,559,000	\$3,641,206
Dormitory/Other Residential	976	976	\$6,591,803	\$6,251,415
Total	19,998	21,000	\$240,842,541	\$230,866,609

Public Facilities



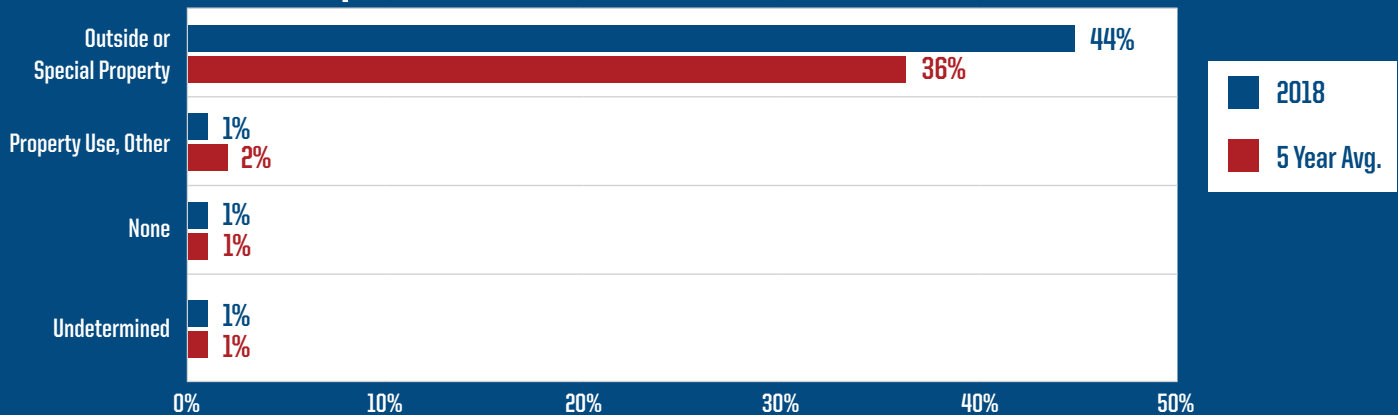
Public Facilities Property Type	2018 Number of Incidents	5 Year Avg. Number of Incidents	2018 Total Dollar Loss	5 Year Avg. Total Dollar Loss
Assembly	1,212	1,232	\$31,515,777	\$19,320,254
Education	206	231	\$327,435	\$1,522,826
Health Care, Detention and Correctional	310	318	\$4,202,981	\$2,271,402
Mercantile and Business	1,986	1,984	\$36,091,831	\$43,681,379
Total	3,714	3,766	\$72,138,024	\$66,795,861

Industrial/Storage



Industrial Property Type	2018 Number of Incidents	5 Year Avg. Number of Incidents	2018 Total Dollar Loss	5 Year Avg. Total Dollar Loss
Basic Industry	947	1,033	\$5,977,764.00	\$61,212,599
Manufacturing	152	156	\$11,386,003.00	\$7,565,204
Storage	1,058	1,068	\$37,295,979.00	\$30,363,968
Total	2,157	2,257	\$54,659,746.00	\$99,141,766

Outside, Special Use, Other, None, and Undetermined


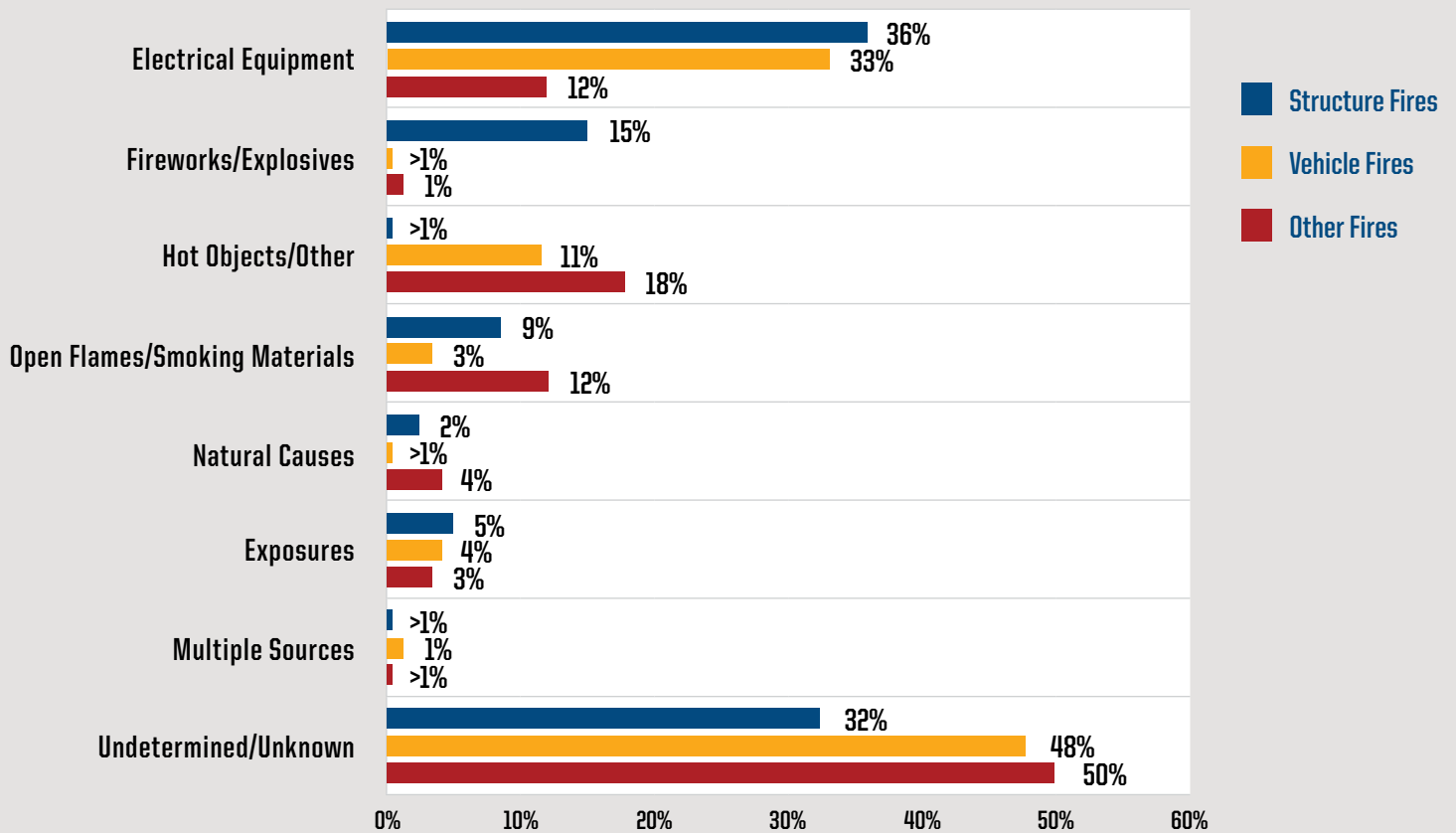


Outside, Special Use, Other, None, and Undetermined Property Type	2018 Number of Incidents	5 Year Avg. Number of Incidents	2018 Total Dollar Loss	5 Year Avg. Total Dollar Loss
Outside or Special Property	20,522	17,959	\$82,496,771.00	\$82,628,838
Property Use, Other	553	5,636	\$4,532,449.00	\$3,233,289
None	916	1,062	\$5,817,812.00	\$5,645,406
Undetermined	349	300	\$944,415.00	\$760,946
Total	22,340	24,958	\$93,791,447.00	\$92,258,524

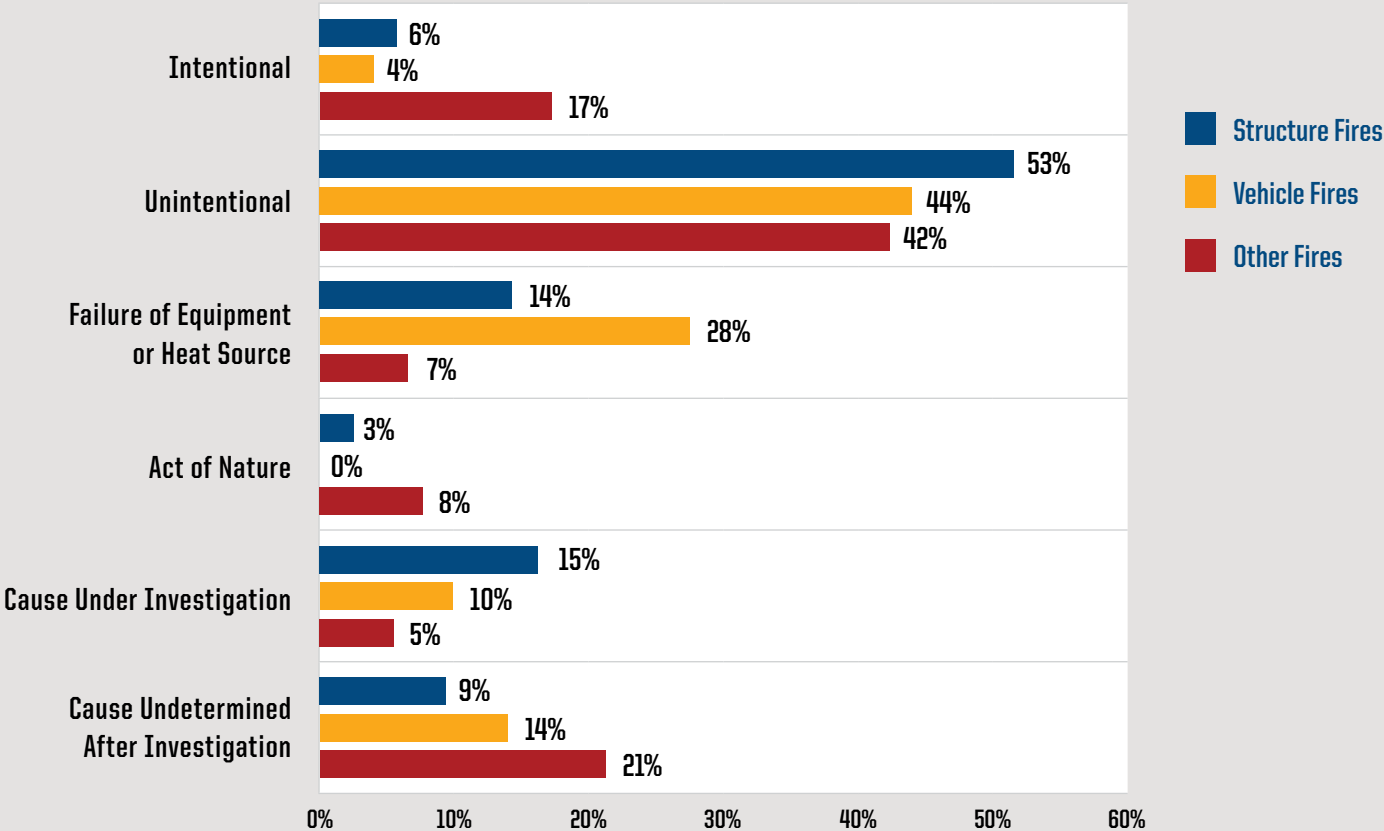


2018 Heat Source and Cause of Ignition Percentages

Structure, Vehicle and Other Fires Heat Source



Structure, Vehicle and Other Fires Cause of Ignition

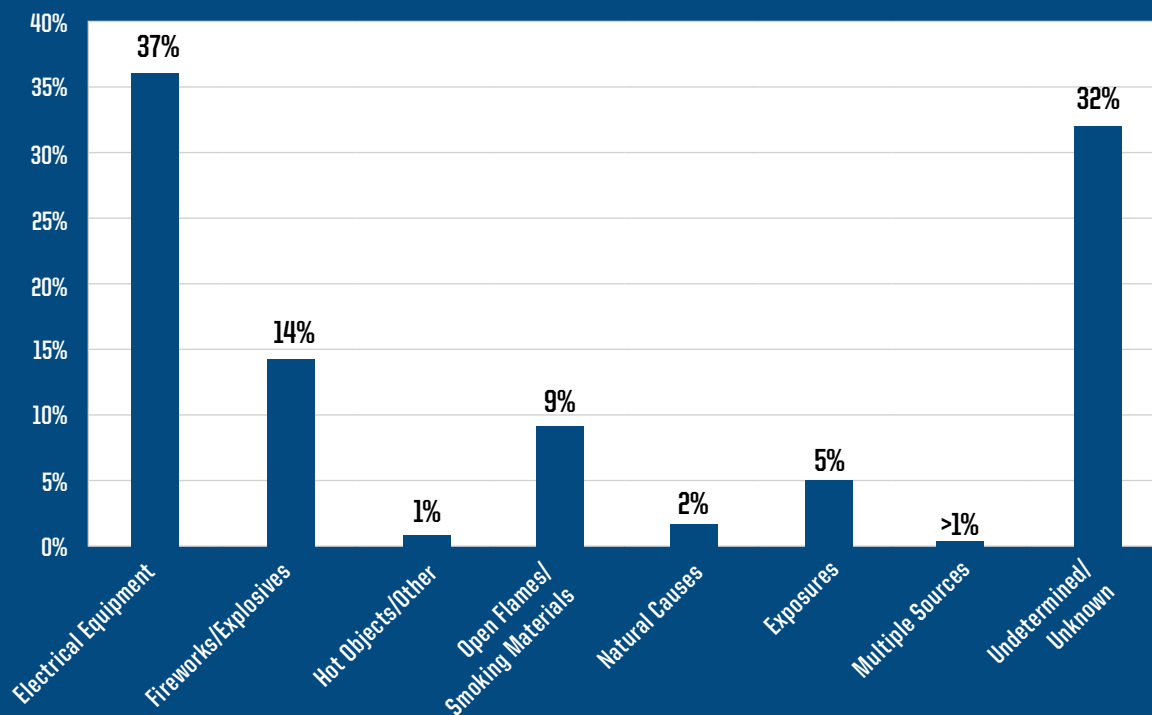


*Other Fires include: Natural Vegetation, Trash and Rubbish, Outside Special Property, Vegetation and Crops





Total Dollar Loss, Area of Origin and Fire Cause Percentages for Residential Structures

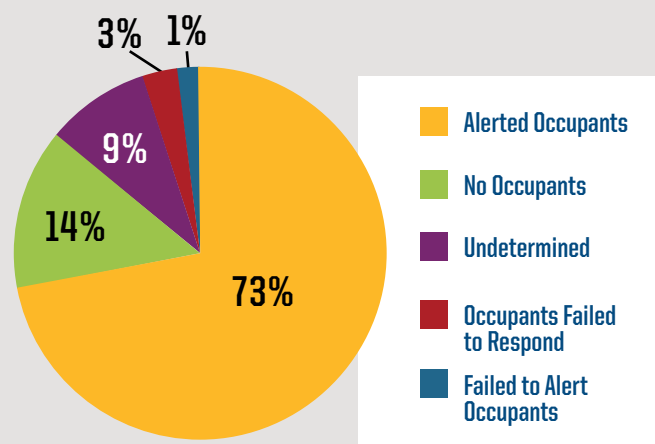




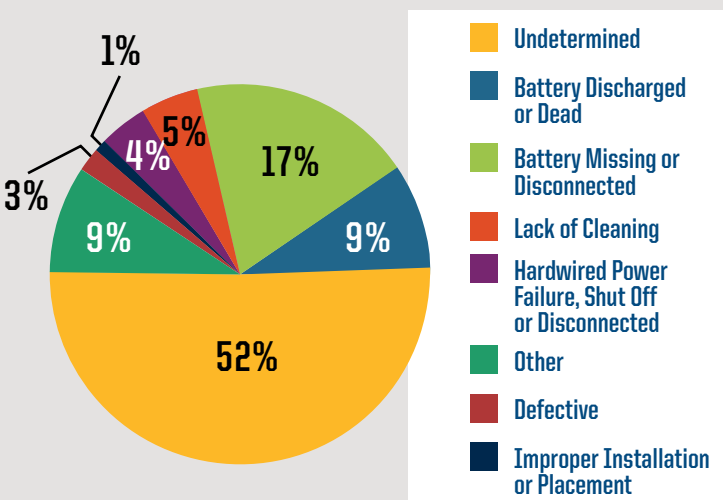
Smoke Alarm Use Data

Smoke alarms were present in **39 percent** of reported structure fires, in which the presence or absence of detectors were reported, with **54 percent** of those operational. **22 percent** were reported as undetermined, and **9 percent** did not operate due to a variety of reasons, such as no batteries, lack of maintenance, etc. In **14 percent**, the fire was too small for the detector to operate. Unfortunately, **39 percent** of the structures did not have smoke alarms and **22 percent** of the structures reported as undetermined.

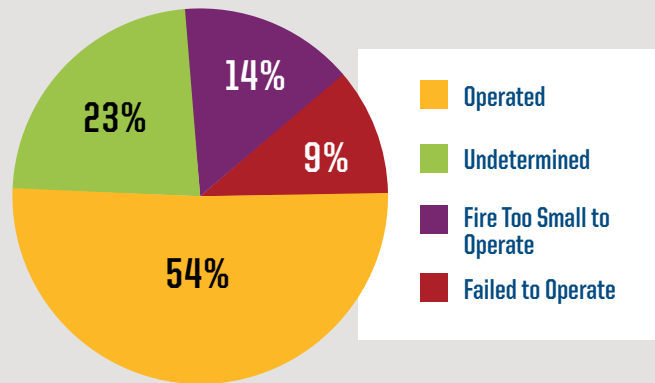
Detector Effectiveness



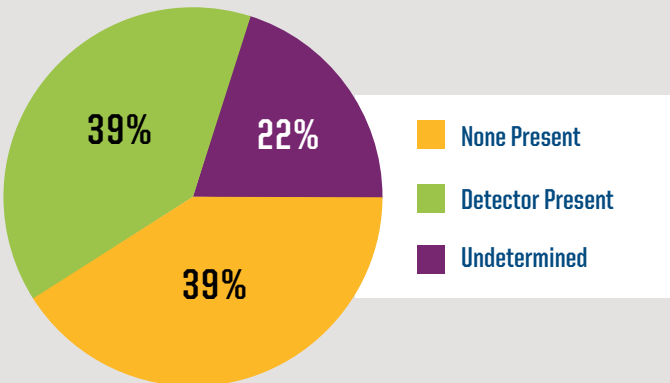
Smoke Alarm Failure



Detector Operation



Detector Present

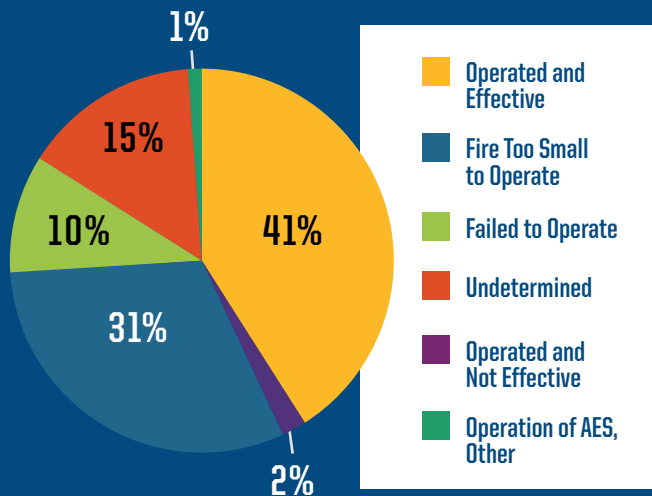




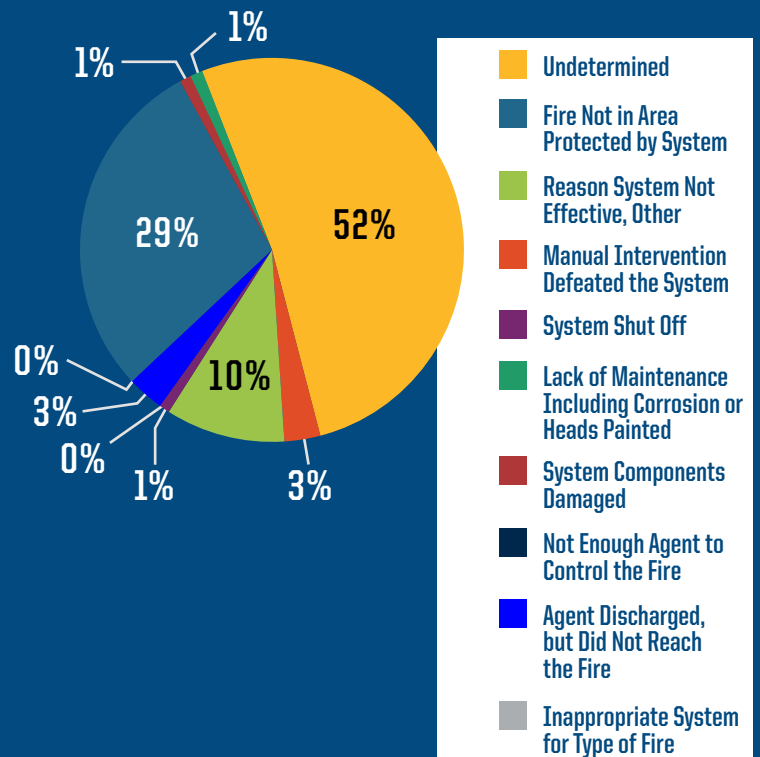
Fire Sprinkler Use Data

Automatic Extinguishing Systems (AES) were present in **9 percent** of reported structure fires with **41 percent** of those operational. **8 percent** were reported as undetermined and **10 percent** did not operate due to a variety of reasons, such as manual intervention, agent discharged but did not reach the fire, etc. In **31 percent** of structure fires, the fire was not in the vicinity of the AES for it to be effective. Unfortunately, in **85 percent** of the structure fires there was not an AES present and **7 percent** were reported as undetermined.

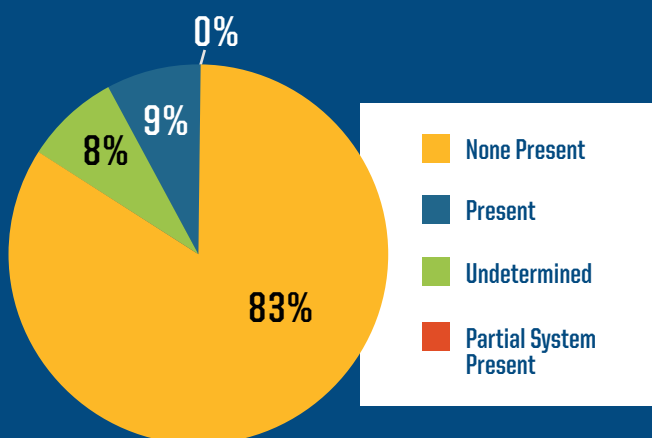
AES Operation



AES Failure



AES Presence





Average Response Frequencies

REPORTED BY FLORIDA FIRE DEPARTMENTS

*These statistics do not include exposures or automatic/mutual aid given responses.



ONE
FLORIDA
FIRE DEPARTMENT
RESPONDS
EVERY
5 MINUTES


ONE STRUCTURE
FIRE OCCURS
EVERY **36**
MINUTES
AND **44**
SECONDS
IN FLORIDA





ONE FIRE
OCCURS EVERY
10 MINUTES AND
52 SECONDS
IN FLORIDA

ONE OTHER
EMERGENCY
CALL OCCURS
EVERY **1** MINUTE
AND **1** SECOND
IN FLORIDA



ONE VEHICLE
FIRE OCCURS
EVERY **56**
MINUTES AND
56 SECONDS
IN FLORIDA

ONE EMS/
RESCUE CALL
OCCURS EVERY
15 SECONDS
IN FLORIDA



ONE OUTSIDE/
OTHER FIRE
OCCURS EVERY
21 MINUTES
AND **43**
SECONDS
IN FLORIDA



ONE FALSE
ALARM OCCURS
EVERY
3 MINUTES AND
18 SECONDS
IN FLORIDA

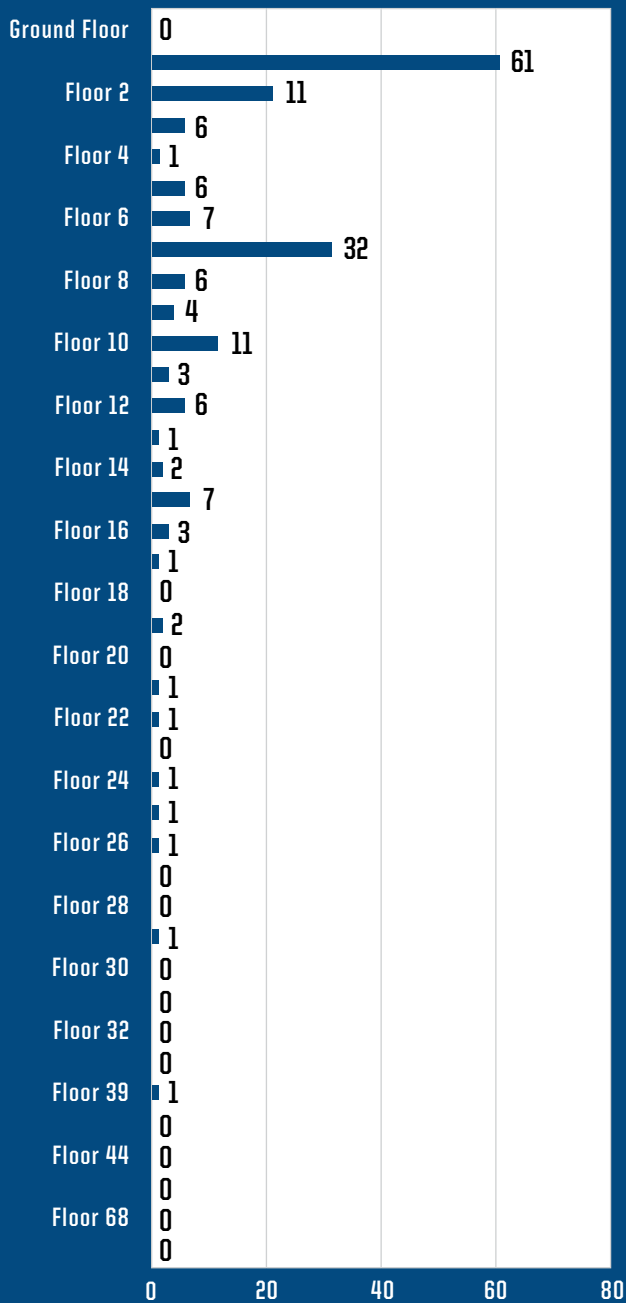




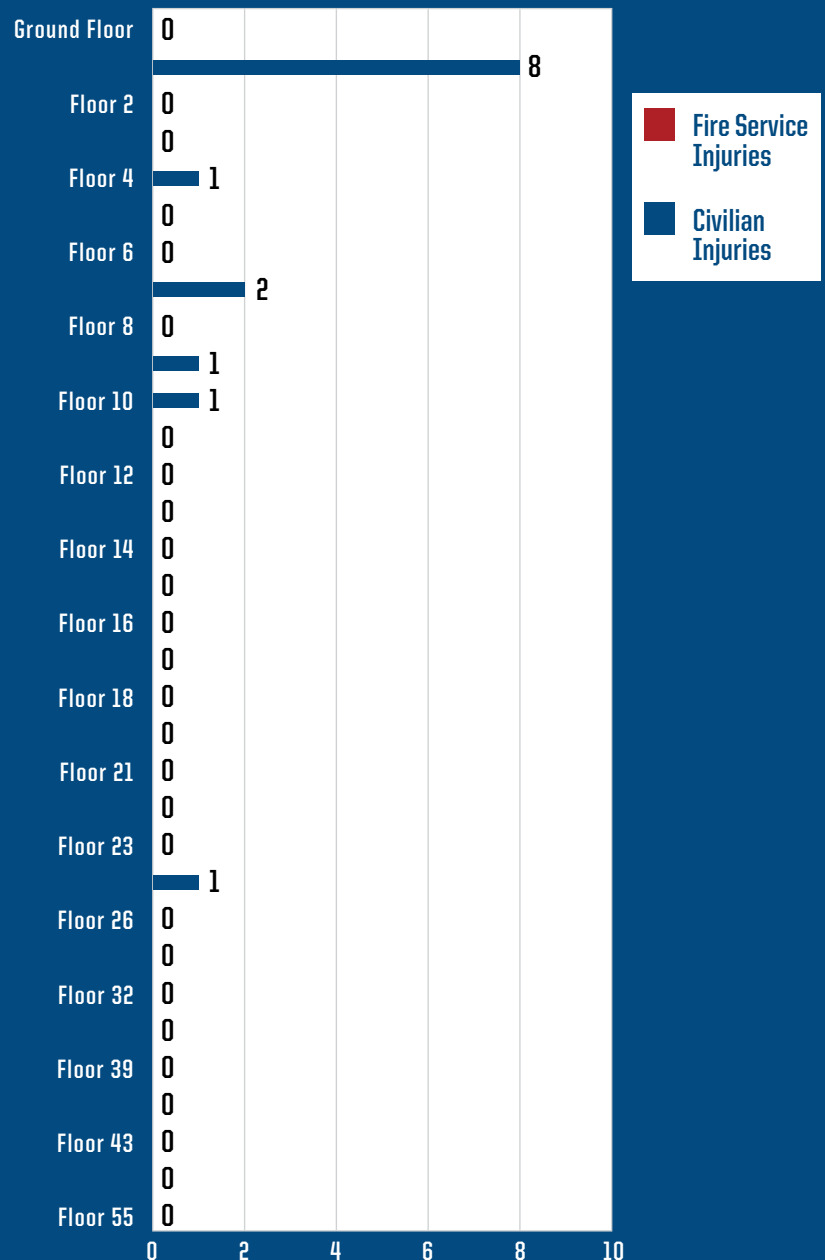
Frequency and Number of Civilian & Fire Service Injuries in High Rise Structure Fires

The National Fire Protection Association reports there are more than 13,000 structure fires in high rise buildings each year in the United States. The State of Florida had a total of **177** structure fire incidents in high rise structures with **0** fire service injury and **14** civilian injuries in 2018.

High Rise Structure Fire Incidents by Frequency



Civilian and Fire Service Injuries in High Rise Structure Fires







2018 Fallen Firefighters

More than 6,000 people, including members of Congress, Administration Officials and other dignitaries, members of the fire service, and families and friends of fallen firefighters attend the Annual National Firefighters Memorial Service event each year in Emmitsburg, Maryland at the National Fire Academy. Families receive flags that were flown over the U. S. Capitol and the National Memorial. Members of the fire service, honor guard units, and pipe and drum units from across the U.S. participate in this national tribute. Two Florida firefighters died in the line of duty in 2018: Firefighter Engineer Michael G. Camelo, Jr. of the Cape Coral Fire Department with 12 years of service and Firefighter Engineer Daryl Richards of the Hollywood Fire Rescue Department with 22 years of service



Florida Fallen Firefighter Memorial in Ocala, Florida



Florida Wildland Firefighter Memorial in Brooksville, Florida



Florida Fallen Firefighter Memorial Monument at the Capitol in Tallahassee, Florida

The Firefighter Safety and Health Program Section is charged with the implementation of the "Florida Firefighters Occupational Safety and Health Act (FFOSHA)" (Florida Statute 633.801-633.821) and "Firefighter Employment Standards" (Florida Administrative Code 69A-62).

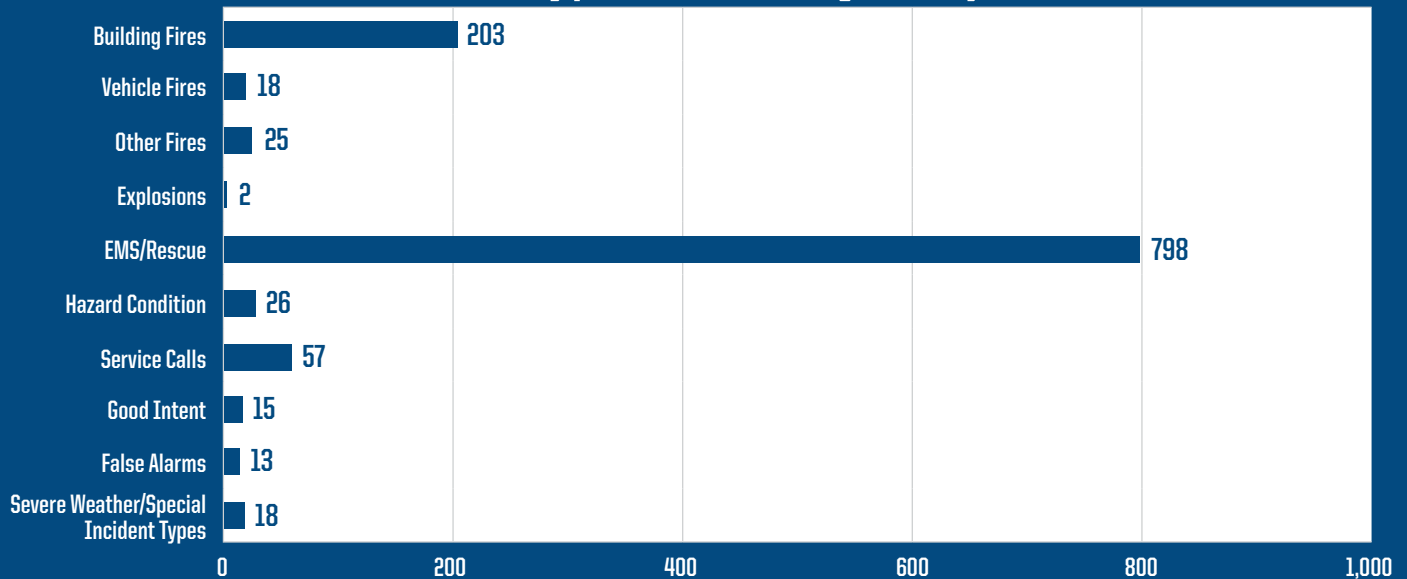




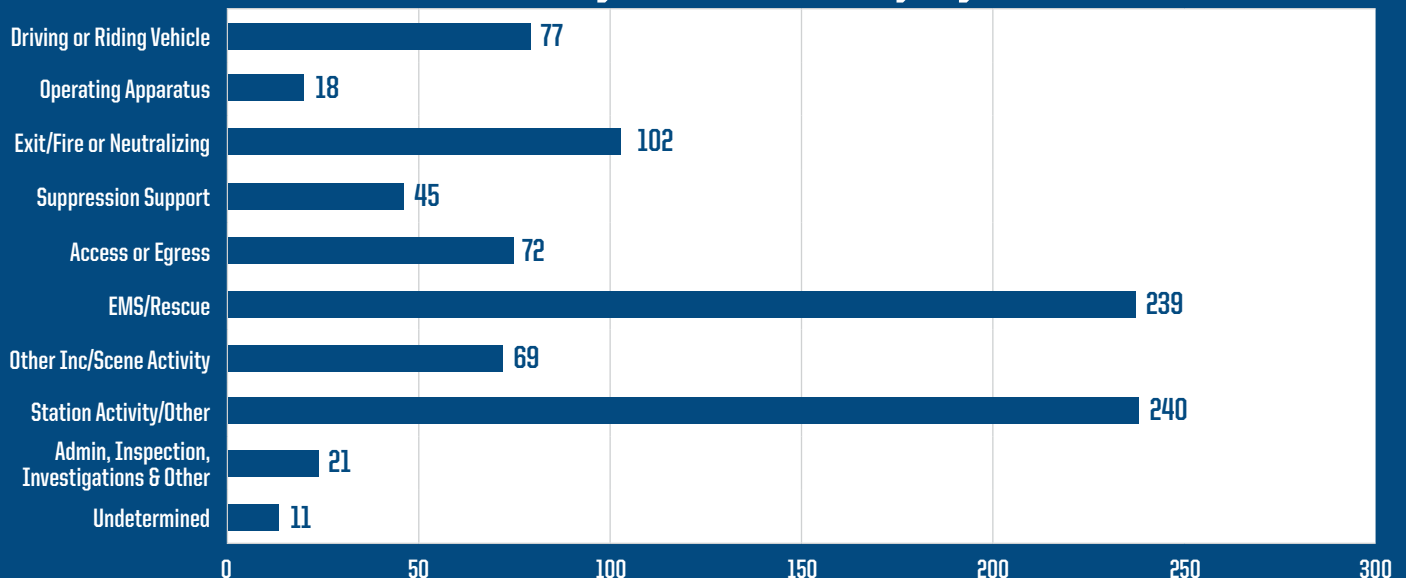
Firefighter Injuries vs. Number of Fire Incidents

Firefighters throughout Florida deal with a variety of hazards while performing their duties. These hazards include, but are not limited to, smoke inhalation, burns, straining of body parts, exposure to chemicals and stress. In 2018, there were **246** fire related injuries to firefighters.

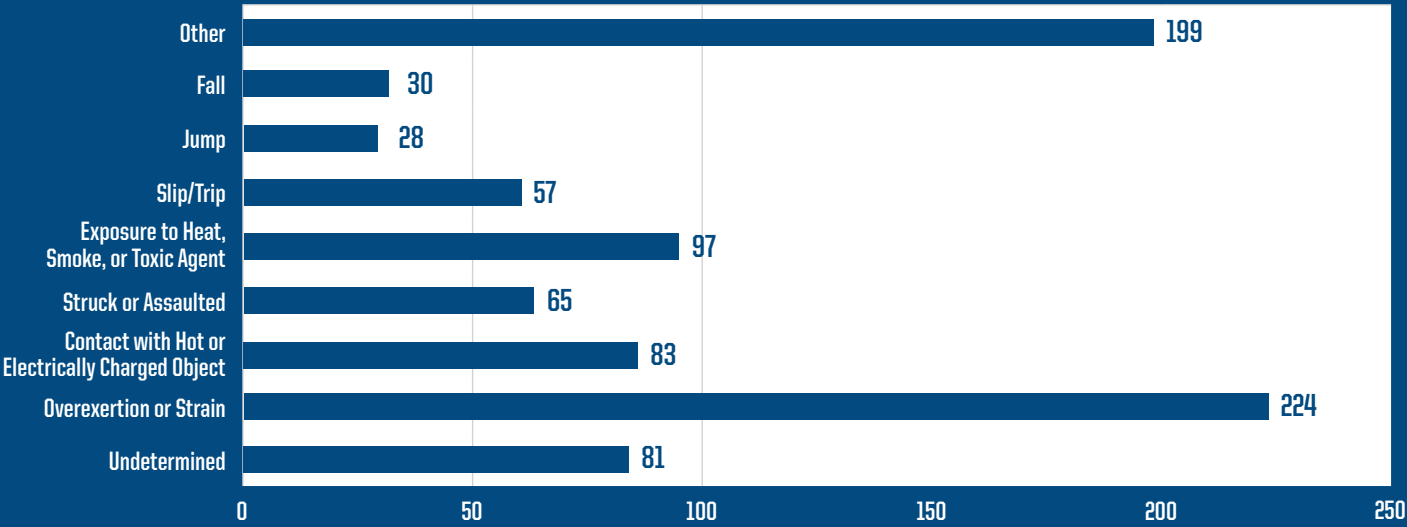
Incident Types Resulting in Injuries



Activity at Time of Injury



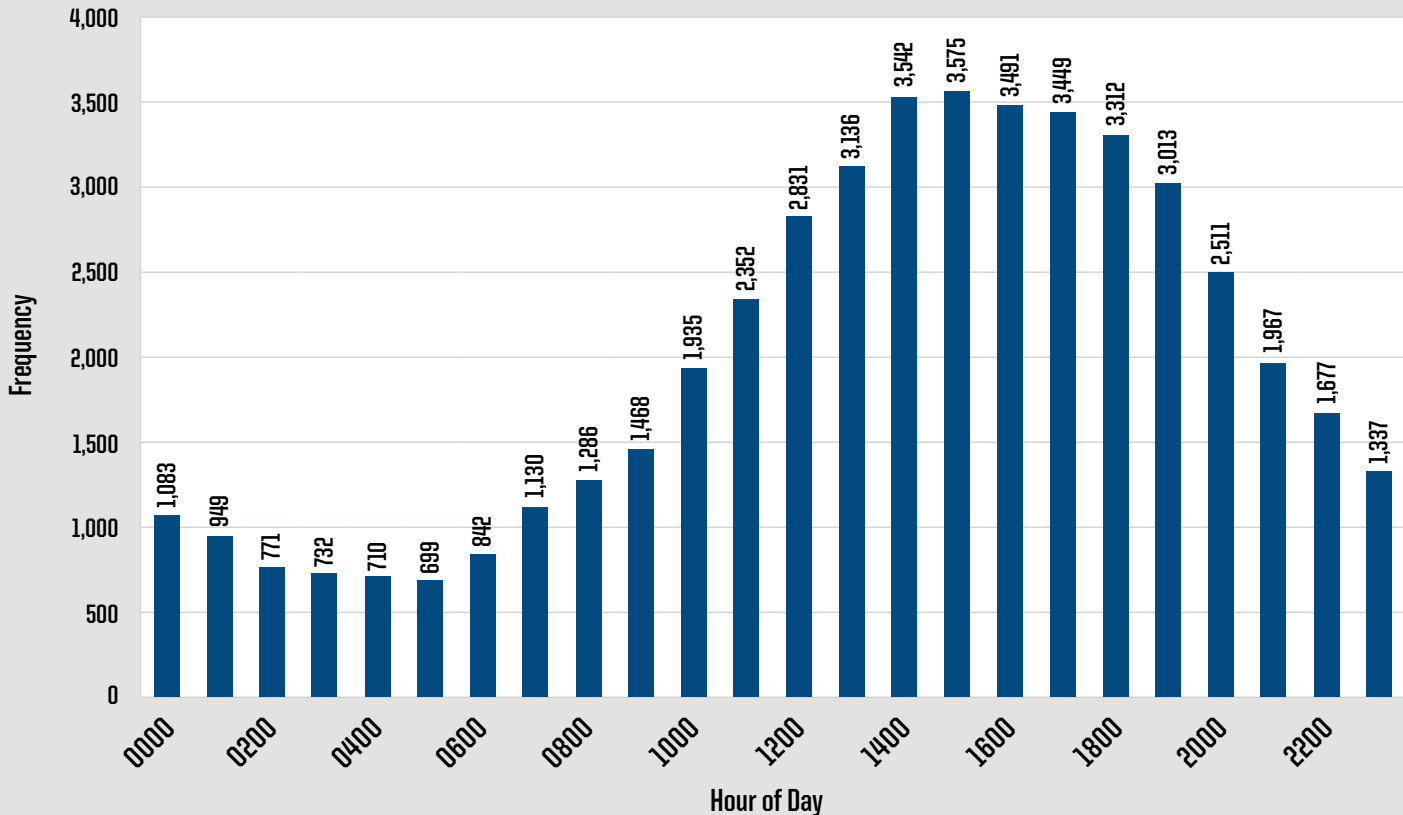
Cause of Fire Related Injury



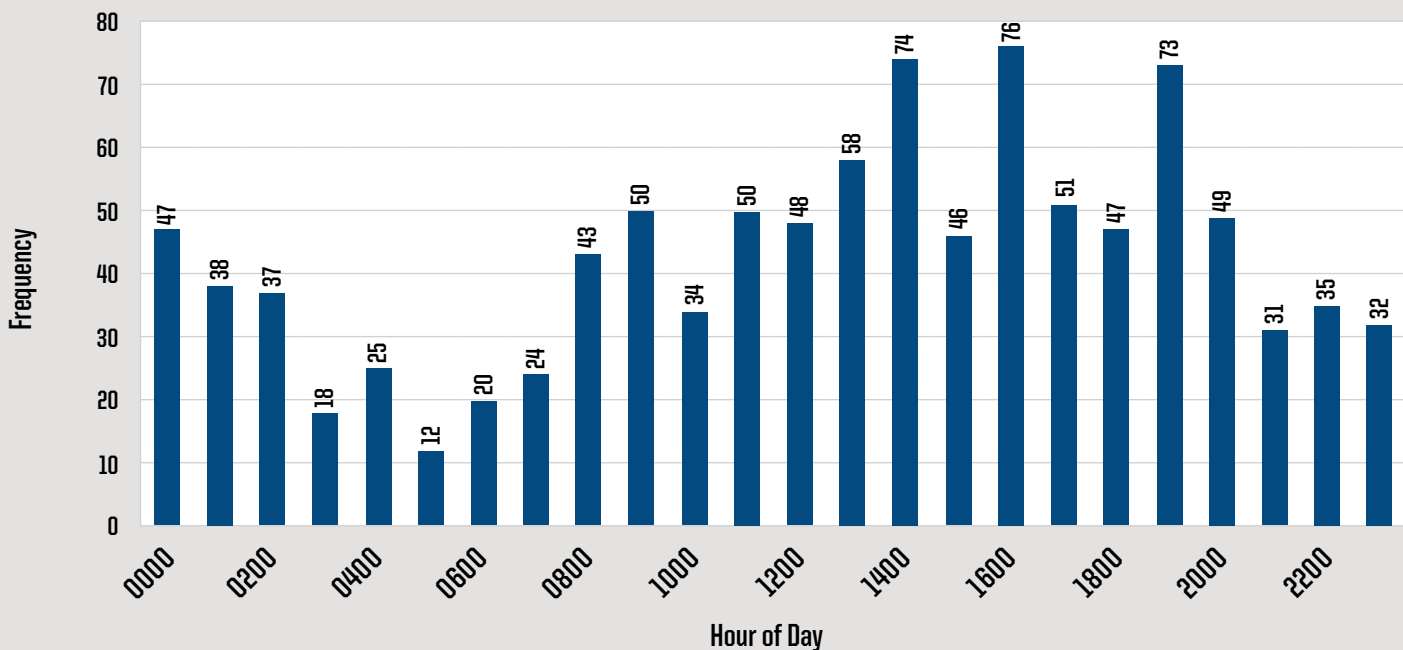


Fire Incidents and Firefighter Fire Related Injuries by Peak Hour and Day of the Week

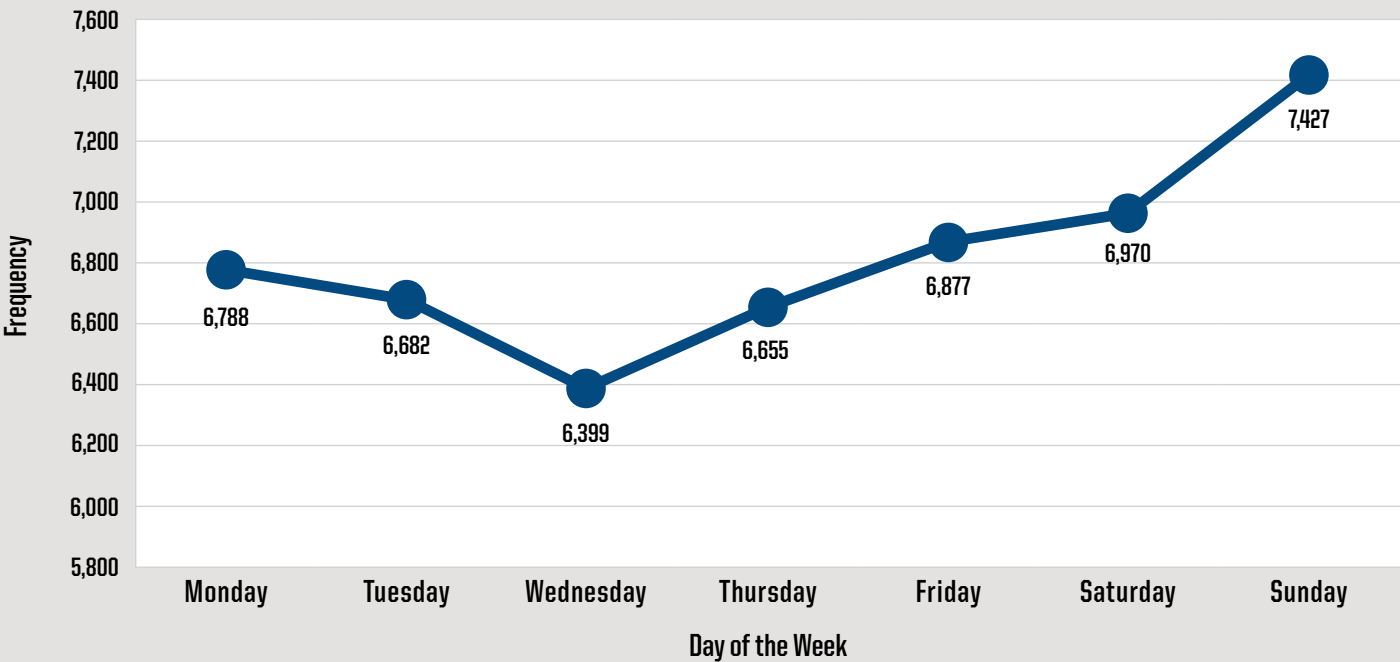
Fire Incidents by Hour of the Day



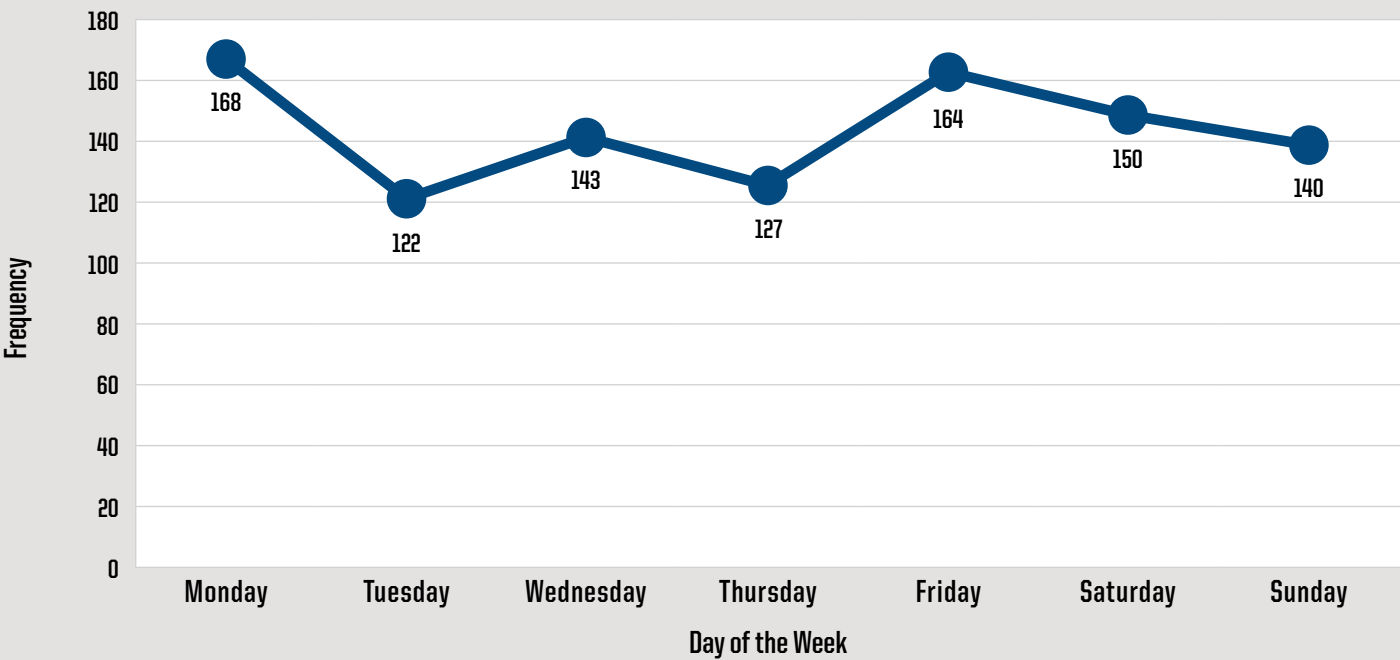
Fire Related Injuries to Firefighters by Hour of the Day



Fires by Day of the Week



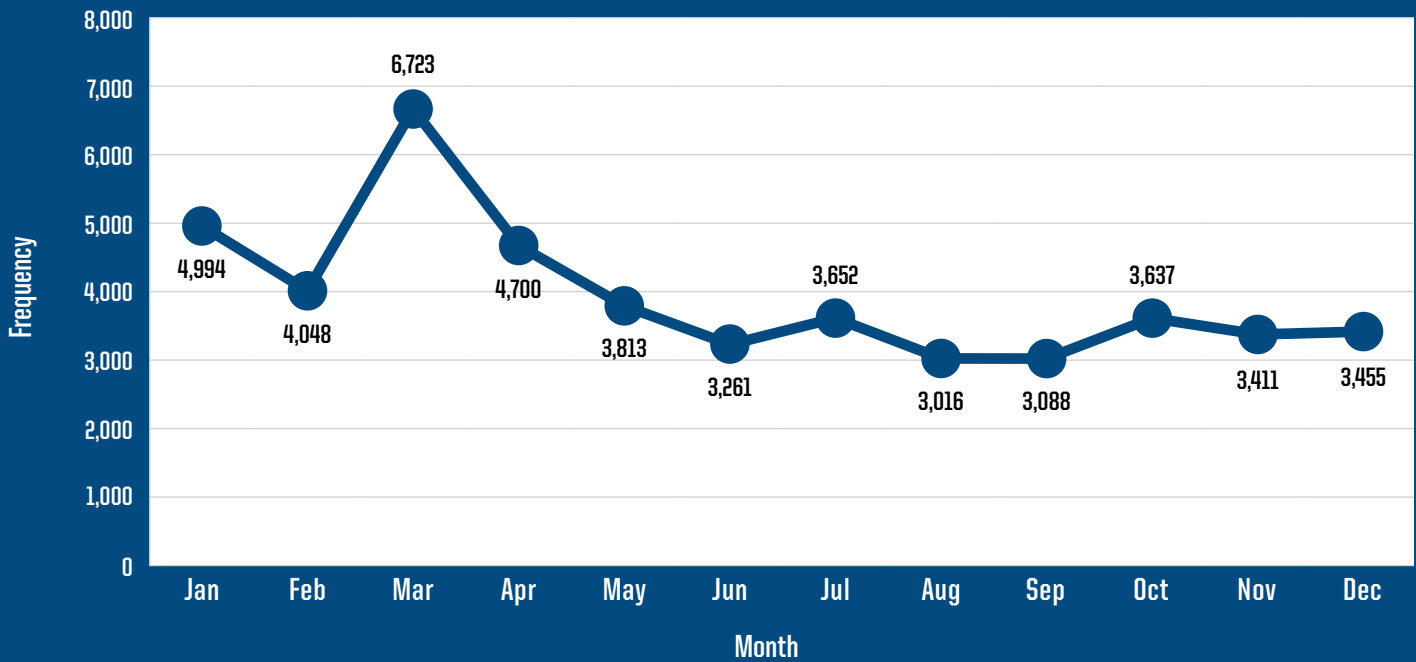
Firefighter Injuries by Day of the Week



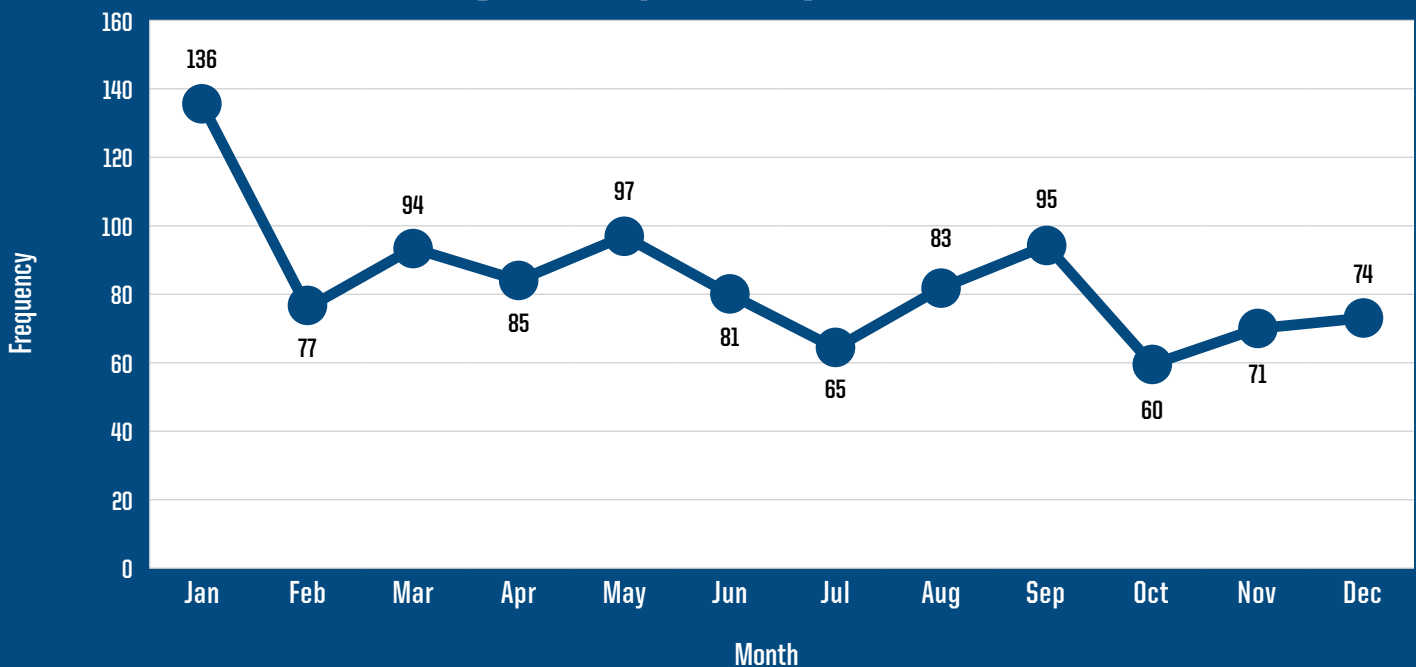


Fire Incidents and Firefighter Fire Related Injuries by Month and Quarter of the Year

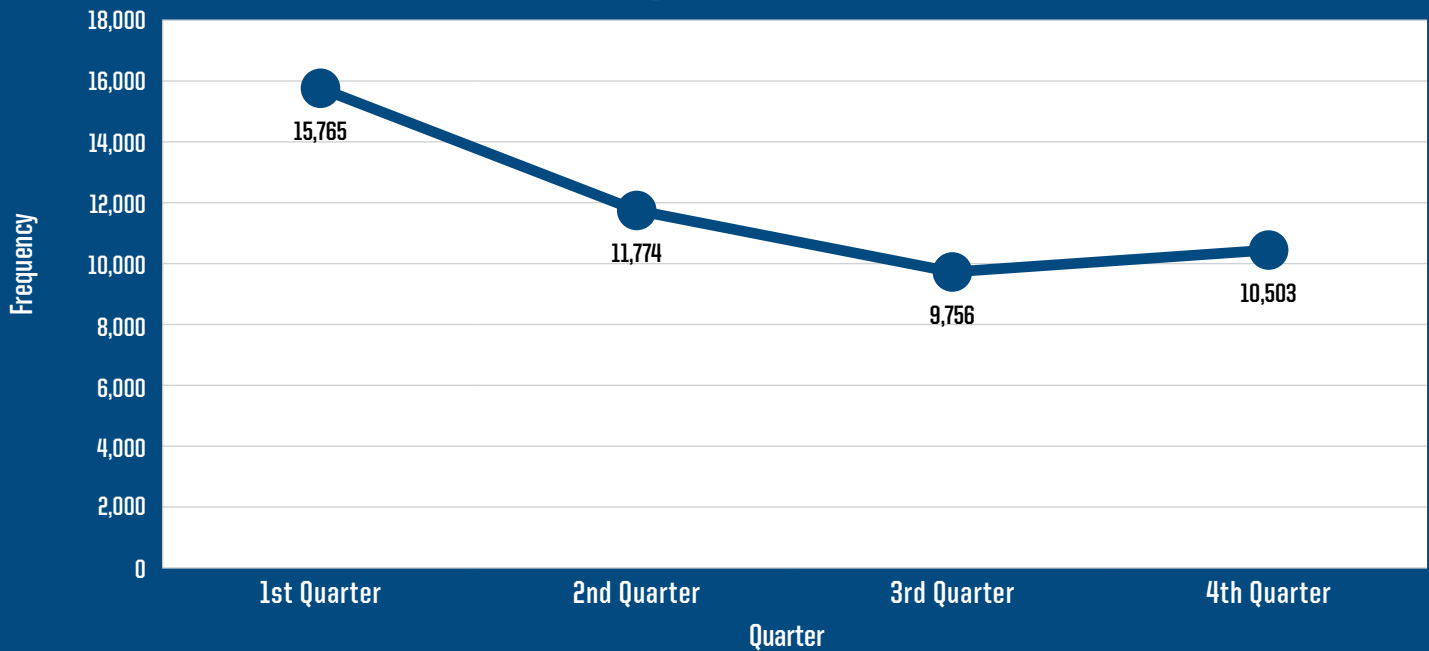
Fires by Month of the Year



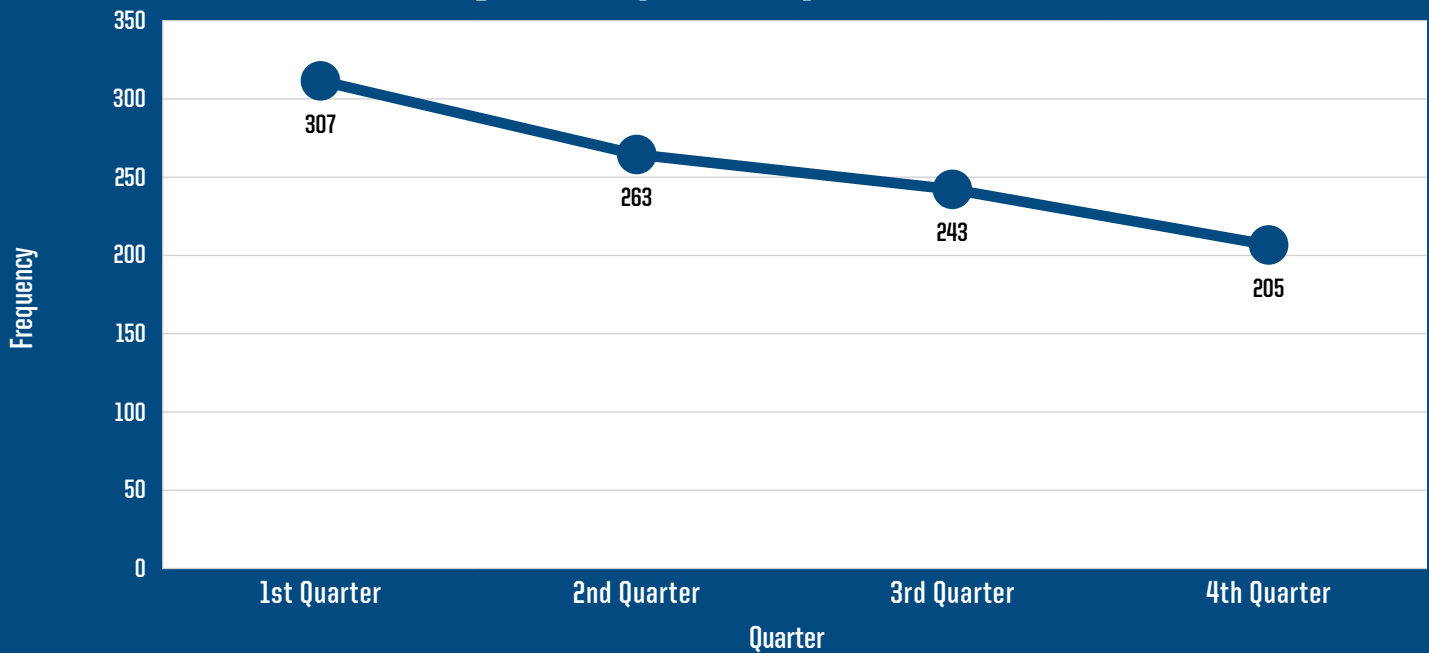
Firefighter Injuries by Month of the Year



Fires by Quarter of the Year



Firefighter Injuries by Quarter of the Year





2018 Assistance to Firefighters Grant Awards

The United States Fire Administration (USFA) has reported that the following departments received Assistance to Firefighters Grant (AFG) Awards for 2018. One of the requirements placed upon grantees under this award is that recipients “agree to provide information, through established reporting channels, to the USFA’s National Fire Incident Reporting System (NFIRS) for the period covered by the assistance if the grantee is a fire department. In Florida, the established reporting channel would be through the Florida Fire Incident Reporting System (FFIRS) Section of the Division of State Fire Marshal (SFM). Non-affiliated EMS organizations do not have to comply with the NFIRS reporting requirement. If a fire department grantee does not currently participate in the incident reporting system and does not have the capacity to report at the time of the award, that grantee must agree to provide information to the NFIRS system for a 12-month period commencing as soon as they develop the capacity to report. We expect

non-reporting grantees to pursue the capacity to report immediately after notification of an award, and for these non-reporting grantees to be actively reporting to NFIRS within the approved period of performance. AFG program grantees from previous years will not be allowed to close out their grants until they demonstrate that they are complying with this requirement. Failure to closeout your previous years’ grants may affect the consideration of future awards. This requirement is included in the 2018 Program Guidance for the Assistance to Firefighters Grant program, as well as being included in the actual grant agreement. The award announcement dates for the 2018 recipients may be reviewed by entering the following link into your web browser: www.fema.gov/assistance-firefighters-grants-award-year.

Please contact the FFIRS Section at (850) 413-3698 for assistance in helping your department comply with this reporting requirement.

A total **452** fire departments throughout the State of Florida reported incidents to FFIRS for 2018, and of those departments, **30** received grants. Some were recipients of multiple awards.



Award Date	FDID#	Organization	City	Program	Activity Level
7/13/2018	06032	Boynton Beach Fire Rescue	Boynton Beach	Operations and Safety	MF (\$54,000) E (\$36,124)
7/13/2018	18092	City of Fort Myers Fire Department	Fort Myers	Operations and Safety	E (\$20,108) PPE (\$361,770)
7/13/2018	10052	City of Hollywood	Hollywood	Operations and Safety	E (\$90,000)
7/13/2018	01042	City of Miami Department of Fire Rescue	Miami	Operations and Safety	E (\$100,000)
7/13/2018	03072	City of Tampa	Tampa	Regional Request	PPE (\$486,000)
7/13/2018	04022	Clearwater Fire & Rescue	Clearwater	Operations and Safety	T (\$334,182)
7/13/2018	10192	Fort Lauderdale Fire Rescue	Fort Lauderdale	Operations and Safety	E (\$703,731)
7/13/2018	14162	Marion County Fire-Rescue	Ocala	Operations and Safety	MF (\$630,500)
7/13/2018	20012	St Augustine Fire Department	St Augustine	Operations and Safety	E (\$21,000)
7/20/2018	03072	City of Tampa	Tampa	Operations and Safety	E (\$282,438)
7/20/2018	51101	Esto Fire Department	Esto	Operations and Safety	E (\$45,000)
7/27/2018	11012	City of Gainesville, Gainesville Fire Rescue	Gainesville	Operations and Safety	WFP (\$73,370)
7/27/2018	01032	Miami-Dade Fire Rescue	Doral	Vehicle Acquisition	VA(\$1,000,001)
7/27/2018	23042	Parker Volunteer Fire Department	Panama City	Operations and Safety	MF (\$38,843)
8/10/2018	18082	Boca Grande Fire Control District	Boca Grande	Operations and Safety	E (\$54,000)
8/17/2018	01012	City of Miami Beach	Miami Beach	Operations and Safety	E (\$50,000)
8/17/2018	35091	Madison County Volunteers	Madison	Operations and Safety	T (\$10,000)
8/24/2018	19182	Four Communities Fire Dept. Inc.	Cocoa	Operations and Safety	PPE (\$26,559)
8/24/2018	18052	LEHIGH ACRES FIRE CONTROL & RESCUE DISTRICT	Lehigh Acres	Operations and Safety	PPE (\$465,920)
8/31/2018	40040	Hernando County BOCC - HC Fire Rescue	Brooksville	Operations and Safety	E (\$198,422)
8/31/2018	10023	Southwest Ranches Volunteer Fire Department	Southwest Ranches	Operations and Safety	E (\$42,795)
9/7/2018	01022	Fire Department (City of Hialeah)	Hialeah	Operations and Safety	E (\$141,680)
9/7/2018	38061/38032	Key Largo Fire Rescue & Emergency Medical Services District	Key Largo	Operations and Safety	E (\$114,450)
9/7/2018	36101	Liberty Fire District, Inc.	DeFuniak Springs	Operations and Safety	E (\$23,600)
9/7/2018	06301	Palm Beach County Fire Rescue	West Palm Beach	Operations and Safety	E (\$88,655)
9/7/2018	05102	Polk County Fire Rescue	Bartow	Operations and Safety	E (\$449,993)
9/7/2018	15022	West Manatee Fire & Rescue	Bradenton	Operations and Safety	PPE (\$118,300)
9/7/2018	06272	West Palm Beach Fire Rescue	West Palm Beach	Operations and Safety	T (\$83,910)
9/14/2018	38012	City of Key West Fire Department	Key West	Operations and Safety	E (\$79,344)
9/14/2018	36101	Liberty Fire District, Inc.	DeFuniak Springs	Vehicle Acquisition	VA(\$325,000)

Activity Levels:

T: Training

PPE: Personal Protective Equipment

MF: Modify Facility

WFP: Wellness and Fitness Programs

VA: Vehicle Acquisition

E: Equipment



2018 FFIRS Reporting Fire Departments

The Following is a Listing of the Fire Departments that Reported to the Florida Fire Incidents Reporting System (FFIRS) Section During 2018

ALACHUA COUNTY

Gainesville Fire Rescue {5.0}
Newberry Fire Rescue {5.0}
Melrose VFD {5.0}
Lacrosse Fire Dept. {5.0}
Cross Creek VFD {5.0}
Windsor VFD {5.0}
Alachua County Dept. of Public Safety {5.0}
• Hawthorne Fire Dept.
Micanopy Fire Rescue {5.0}

BAKER COUNTY

City of Macclenny Fire Dept. {5.0}

BAY COUNTY

Panama City Beach Fire Dept. {5.0}
Lynn Haven Fire & EMS {5.0}
Panama City Fire Dept. {5.0}
Parker Fire Dept. {5.0}
Panama City Airport Fire Dept. {5.0}
Springfield Fire Dept. {5.0}
Callaway Fire Dept. {5.0}
Mexico Beach Dept. of Public Safety {5.0}
Bay County Fire Rescue {5.0}

BRADFORD COUNTY

Starke Fire Dept. {5.0}
Brooker VFD {5.0}
New River FD {5.0}
Heilbron Springs VFD {5.0}
Lawtey VFD {5.0}
Theresa VFD {5.0}

BREVARD COUNTY

Cape Canaveral Fire Rescue {5.0}
Indian River Fire Rescue {5.0}
CCAFS/KSC Fire Rescue {5.0}
Palm Bay Fire Dept. {5.0}
Cocoa Fire Dept. {5.0}
Cocoa Beach Fire Dept. {5.0}
Melbourne Fire Dept. {5.0}
Indian Harbour Beach VFD {5.0}
Malabar VFD {5.0}
Melbourne Beach VFD {5.0}
Satellite Beach Fire Dept. {5.0}
Rockledge Fire & EMS {5.0}
Titusville Fire & EMS {5.0}
Brevard County Fire Rescue {5.0}
• Scottsmeer VFD
• South Melbourne Beach VFD

- Bellwood VFD
- Four Communities Fire Dept.
- Mims VFD
- Merritt Island VFD
- Canaveral Port Fire Dept.
- Canova Beach/Patrick Shores Fire Dept.
- District Four VFD
- Lake Washington VFD
- Micco VFD
- Suntree/Viera VFD

BROWARD COUNTY

Hallendale Beach Fire Rescue {5.0}
Southwest Ranches VFR {5.0}
Plantation Fire Dept. {5.0}
Hollywood Fire Rescue {5.0}
Lauderhill Fire Rescue {5.0}
Pembroke Pines Fire Rescue {5.0}
Margate Fire Rescue {5.0}
Lauderdale by the Sea VFD {5.0}
North Lauderdale Fire Rescue {5.0}
Coral Springs Fire Dept. {5.0}
• Parkland Fire Dept.
Sunrise Fire Rescue {5.0}
Pompano Beach Fire Rescue {5.0}
Oakland Park Fire Rescue {5.0}
Fort Lauderdale Fire Dept. {5.0}
Tamarac Fire Dept. {5.0}
Miramar Fire Rescue {5.0}
Davie Fire Rescue {5.0}
Lighthouse Point Fire Rescue {5.0}
Broward Sheriff's Office Dept. of Fire Rescue & EMS {5.0}
• Dania Beach Fire Dept.
• Deerfield Beach Fire Rescue
• Carver Ranches VFD
• Southwest Broward VFD
• Port Everglades Dept. of Public Safety
• Wilton Manors Fire Dept.

CALHOUN COUNTY

Magnolia VFD {5.0}
Kinard VFD {5.0}
Scott's Ferry VFD {5.0}
Mossy Pond VFD {5.0}
Nettle Ridge VFD {5.0}

CHARLOTTE COUNTY

Punta Gorda Fire Dept. {5.0}
Charlotte County Fire & EMS {5.0}

CITRUS COUNTY

Citrus County Fire Services {5.0}
Crystal River Fire Dept. {5.0}

CLAY COUNTY

Clay County Public Safety & Fire Rescue {5.0}

COLLIER COUNTY

Immokalee FCD {5.0}
Greater Naples Fire Rescue Dist. {5.0}
North Collier FC & Rescue Dist. {5.0}
City of Naples Fire Rescue {5.0}
Marco Island Fire Dept. {5.0}

COLUMBIA COUNTY

Lake City Fire Dept. {5.0}
Columbia County Fire Dept. {5.0}

DESOTO COUNTY

Desoto County Fire Rescue {5.0}

DIXIE COUNTY

Cross City Fire Dept. {5.0}
Horseshoe Beach Fire Dept. {5.0}
Dixie County EMS {5.0}
• Suwannee VFD
• Old Town Fire Rescue
• Jena VFD

DUVAL COUNTY

Jacksonville Beach Fire Dept. {5.0}
Jacksonville Fire Rescue {5.0}
• Jacksonville Intn'l Airport
• Neptune Beach Fire Dept.
• Baldwin Fire Dept.

ESCAMBIA COUNTY

Pensacola Fire Dept. {5.0}
Escambia County Fire Rescue {5.0}

FLAGLER COUNTY

Flagler Beach Fire Dept. {5.0}
Palm Coast Fire Dept. {5.0}
Flagler County Fire Rescue {5.0}
• Korona Fire Dept.
• St Johns Park VFD
• Hammock Community VFD
• Rima Ridge Fire Rescue
• Espanola VFD

FRANKLIN COUNTY

Apalachicola Fire Dept. {5.0}
St. George Island VFD {5.0}

GADSDEN COUNTY

Chattahoochee VFD {5.0}
Florida State Hospital Fire Dept. {5.0}
Greensboro VFD {5.0}
Quincy Fire Dept. {5.0}
Gretna VFD {5.0}
Havana Fire Dept. {5.0}
Mt. Pleasant VFD {5.0}
Wetumpka Vol Fire Dept. {5.0}
Concord VFD {5.0}
Midway VFD {5.0}
Sycamore VFD {5.0}

GILCHRIST COUNTY

Gilchrist County Fire Rescue {5.0}
Trenton Fire Rescue {5.0}
Fanning Springs VFD {5.0}

GLADES COUNTY

Moore Haven VFD {5.0}
Glades County VFD {5.0}
Lake Port VFD {5.0}
Buckhead Ridge VFD {5.0}
Ortona VFD {5.0}

GULF COUNTY

South Gulf County Fire Dept. {5.0}
Wetappo Creek VFD {5.0}
Port St. Joe VFD {5.0}
Gulf County Beaches VFD {5.0}
Stone Mill Creek VFD {5.0}

HAMILTON COUNTY

Jennings VFD {5.0}
Jasper Fire Rescue {5.0}
Crossroads VFD {5.0}
White Springs Fire Dept. {5.0}
Genoa VFD {5.0}
Bellville Fire Dept. {5.0}

HARDEE COUNTY

Hardee County Fire Rescue {5.0}

HENDRY COUNTY

Clewiston VFD {5.0}
Labelle VFD {5.0}
Montura Fire Dept. {5.0}
Pioneer Plantation VFD {5.0}
Seminole Tribe's Fire Rescue {5.0}

HERNANDO COUNTY

Brooksville Fire Dept. {5.0}
Hernando County Fire Rescue {5.0}

- Springhill Fire Rescue
- Tri County VFD

HIGHLANDS COUNTY

Sebring Fire Dept. {5.0}
Highland Lakes VFD {5.0}
West Sebring VFD {5.0}

Avon Park Fire Dept. {5.0}
Highlands County Fire Admin. {5.0}
Leisure Lakes VFD {5.0}
Sun 'N Lakes of Lake Placid VFD {5.0}
Venus VFD {5.0}

HILLSBOROUGH COUNTY

Plant City Fire Rescue {5.0}.
Hillsborough County Fire Rescue {5.0}
Tampa Fire Dept. {5.0}
Temple Terrace Fire Dept. {5.0}

HOLMES COUNTY

Bonifay VFD {5.0}
New Hope VFD {5.0}
Pittman VFD {5.0}
Esto VFD {5.0}

INDIAN RIVER COUNTY

Indian River Shores Public Safety {5.0}
Indian River County Fire Rescue {5.0}

- Indian River County EMS
- Sebastian VFD

JACKSON COUNTY

Campbellton VFD {5.0}
Malone VFD {5.0}
Marianna Fire Rescue {5.0}
Grandridge Fire Dept. {5.0}
Graceville VFD {5.0}
Sneads VFD {5.0}
Jackson County Fire Rescue {5.0}
Alford VFD {5.0}
Compass Lake VFD {5.0}

JEFFERSON COUNTY

Lloyd VFD {5.0}
Monticello VFD {5.0}
Jefferson County Fire Rescue {5.0}

LAFAYETTE COUNTY**LAKE COUNTY**

Eustis Fire Dept. {5.0}
Leesburg Fire Dept. {5.0}
Groveland Fire Dept. {5.0}
Tavares Fire Dept. {5.0}
Clermont Fire Dept. {5.0}
Montverde Fire Dept. {5.0}
Mount Dora Fire Dept. {5.0}
Minneola Fire Rescue {5.0}
Fruitland Park Fire Rescue {5.0}
Mascotte Fire Rescue {5.0}
Umatilla FD {5.0}
Lake County Fire Rescue {5.0}

LEE COUNTY

San Carlos Park FCD {5.0}
Tice Fire & Rescue District {5.0}
Cape Coral Fire Rescue {5.0}
Alva FCD {5.0}
Estero Fire Rescue {5.0}
Bonita Springs Fire Rescue {5.0}
Captiva Island FCD {5.0}
Lehigh Acres FCD {5.0}

Upper Captiva FRD {5.0}
North Ft. Myers Fire District {5.0}
Sanibel Fire Rescue {5.0}
Lee County Port Authority ARFF Dept. {5.0}
Boca Grande FCD {5.0}
Fort Myers Fire Dept. {5.0}
Fort Myers Beach FCD {5.0}
Ft Myers Shores Fire District {5.0}
Matlacha Pine Island FCD {5.0}
South Trail Fire Rescue {5.0}
Iona McGregor Fire District {5.0}
Useppa Island VFC {5.0}

LEON COUNTY

Chaires Capitola VFD {5.0}
Tallahassee Fire Dept. {5.0}
Lake Jackson Fire Rescue {5.0}
Woodville VFD {5.0}
Bradfordville Fire Rescue {5.0}

LEVY COUNTY

Inglis Fire Dept. {5.0}
Bronson VFD {5.0}
Cedar Key VFR {5.0}
Chiefland Fire Rescue {5.0}

- Yankeetown VFD
- Fowlers Bluff VFD

Levy County Fire Rescue {5.0}

LIBERTY COUNTY

Bristol VFD {5.0}
Hosford FD {5.0}

MADISON COUNTY

Lee Fire Dept. {5.0}
Greenville Fire Dept. {5.0}
Madison Fire Dept. {5.0}
Cherry Lake VFR {5.0}
New Home Community VFD {5.0}
Madison County VFR {5.0}

MANATEE COUNTY

Longboat Key Fire Rescue {5.0}
West Manatee Fire Rescue {5.0}
Trailer Estates Fire Dept. {5.0}
Southern Manatee Fire Rescue {5.0}
Bradenton Fire Rescue {5.0}
East Manatee Fire Rescue {5.0}
Myakka City Fire District {5.0}
Cedar Hammock Fire Rescue {5.0}
Parrish Fire District {5.0}
North River Fire District {5.0}

MARION COUNTY

Rainbow Lakes Estates VFD {5.0}
Ocala Fire Dept. {5.0}
Marion County Fire Rescue {5.0}

MARTIN COUNTY

Jupiter Island Dept. of Public Safety {5.0}
Martin County Fire Rescue {5.0}
Stuart Fire Dept. {5.0}

MIAMI-DADE COUNTY

Miami Beach Fire Dept. {5.0}
 Hialeah FD {5.0}
 Miami-Dade Fire Rescue {5.0}
 City of Miami Fire Rescue {5.0}
 Coral Gables Fire Dept. {5.0}
 Village of Key Biscayne Fire Rescue {5.0}

MONROE COUNTY

Monroe County Fire Rescue {5.0}
 • Big Coppitt VFD
 • Big Pine Key VFD
 • Layton VFD
 • Tavernier VFD
 • Sugarloaf Key Fire Rescue
 • Key West Intl Airport Fire Dept.
 Key West Fire Dept. {5.0}
 Ocean Reef Public Safety {5.0}
 Key Largo VFD {5.0}
 Islamorada Fire Rescue {5.0}
 Marathon Fire Rescue {5.0}

NASSAU COUNTY

Fernandina Beach Fire Dept. {5.0}
 Nassau County Fire Rescue {5.0}
 • Nassau Oaks VFD
 • Bryceville VFD
 • Nassauville VFD
 Callahan VFD {5.0}
 • Nassau Village Gray Gables Fire Dept.
 • River Road Community VFD
 • Ratliff VFR

OKALOOSA COUNTY

Destin FCD {5.0}
 Crestview Fire Dept. {5.0}
 Baker Fire Dist. {5.0}
 Fort Walton Beach Fire Dept. {5.0}
 Ocean City-Wright FCD {5.0}
 • Sylvania Heights Fire District
 Valparaiso VFD {5.0}
 Mary Esther VFD {5.0}
 Niceville Fire Dept. {5.0}
 Okaloosa Island Fire District {5.0}
 North Bay Fire District {5.0}
 Almarante VFD {5.0}
 North Okaloosa Fire Dept. {5.0}

OKEECHOBEE COUNTY

Okeechobee County Fire Rescue {5.0}
 Okeechobee Fire Dept. {5.0}

ORANGE COUNTY

Winter Park Fire Dept. {5.0}
 Apopka Fire Dept. {5.0}
 Reedy Creek Improvement District {5.0}
 Maitland Fire Dept. {5.0}
 Ocoee Fire Dept. {5.0}
 Orlando Fire Dept. {5.0}
 Winter Garden Fire Dept. {5.0}
 Orange County Fire Rescue {5.0}

OSCEOLA COUNTY

Kissimmee Fire Dept. {5.0}
 St. Cloud Fire Rescue {5.0}
 Osceola County Fire Rescue {5.0}

PALM BEACH COUNTY

Boynton Beach Fire Rescue {5.0}
 Palm Beach Gardens Fire Dept. {5.0}
 Greenacres Dept. of Public Safety {5.0}
 North Palm Beach Public Safety {5.0}
 Boca Raton Fire Dept. {5.0}
 Delray Beach Fire Rescue {5.0}
 Town of Palm Beach Fire Rescue {5.0}
 Palm Beach Shores VFD {5.0}
 Riviera Beach Fire Rescue {5.0}
 West Palm Beach Fire Rescue {5.0}
 Tequesta Fire Rescue {5.0}
 Palm Beach County Fire Rescue {5.0}
 • Pahokee Fire Rescue

PASCO COUNTY

New Port Richey Fire Dept. {5.0}
 Zephyrhills Fire Dept. {5.0}
 City of Port Richey Fire Dept. {5.0}
 Pasco County Fire Rescue {5.0}
 • Land O'Lakes VFD

PINELLAS COUNTY

Pinellas Suncoast Fire Rescue {5.0}
 South Pasadena Fire Dept. {5.0}
 Clearwater Fire Dept. {5.0}
 Oldsmar Fire Rescue {5.0}
 Largo Fire Rescue {5.0}
 Lealman Fire Dept. {5.0}
 Tarpon Springs Fire Dept. {5.0}
 Pinellas Park Fire Dept. {5.0}
 Gulfport Fire Dept. {5.0}
 Dunedin Fire Dept. {5.0}
 East Lake Tarpon Special Fire Control {5.0}
 Madeira Beach Fire Dept. {5.0}
 Palm Harbor Special Fire Control {5.0}
 Safety Harbor Fire Dept. {5.0}
 St Petersburg Fire Rescue {5.0}
 St Petersburg Beach Fire Dept. {5.0}
 Seminole Fire Rescue {5.0}
 Treasure Island Fire Dept. {5.0}
 St Pete/Clearwater Airport Fire Dept. {5.0}

POLK COUNTY

Auburndale Fire Dept. {5.0}
 Davenport VFD {5.0}
 Lakeland Fire Dept. {5.0}
 Haines City Fire Rescue {5.0}
 Lake Alfred Fire Dept. {5.0}
 Bartow Fire Dept. {5.0}
 Fort Meade Fire Dept. {5.0}
 Lake Wales Fire Dept. {5.0}
 Polk County Fire Dept. {5.0}
 • Fedhaven VFD
 • Jan Phyl Village Fire Dept.
 • Medulla VFD
 • Rifle Range Fire Dept.
 • Eagle Lake City Fire Dept.
 • Indian Lake Estates VFD
 • Polk City Fire Dept.
 • Providence Fire Dept.
 • Highland City VFD
 • Mulberry Fire Rescue
 • Willow Oaks Fire Dept.

- Loughman VFD
- Poinciana VFD
- Golfview Park Fire Dept
- Caloosa Lake VFD
- Grape Hammock VFD

Frostproof Fire Dept. {5.0}
 Winter Haven Fire Dept. {5.0}
 Dundee Fire Rescue {5.0}

PUTNAM COUNTY

Palatka Fire Dept. {5.0}
 Southwest VFD {5.0}
 Interlachen Lake Estates Fire Dept. {5.0}

SANTA ROSA COUNTY

Allentown VFD {5.0}
 Milton Fire Dept. {5.0}
 Bagdad VFD {5.0}
 Berrydale VFD {5.0}
 East Milton VFD {5.0}
 Munson Vol Fire Dept. {5.0}
 Pace VFD {5.0}
 Avalon Beach Fire Dept. {5.0}
 Gulf Breeze VFD {5.0}
 Jay VFD {5.0}
 Midway Fire District {5.0}
 Skyline Fire Prot & Rescue District {5.0}
 Holley Navarre Fire Protection {5.0}
 Harold VFD {5.0}
 Navarre Beach Fire Dept. {5.0}

SARASOTA COUNTY

Englewood Area Fire Control District {5.0}
 North Port Fire Rescue {5.0}
 Venice Fire Dept. {5.0}
 Sarasota County Fire Dept. {5.0}
 Sarasota-Bradenton Int'l Airport {5.0}

SEMINOLE COUNTY

Lake Mary Fire Dept. {5.0}
 Sanford Fire Dept. {5.0}
 Oviedo Fire Dept. {5.0}
 Seminole County Fire Dept. {5.0}
 Longwood Fire Dept. {5.0}

ST. JOHNS COUNTY

St. Augustine Fire Dept. {5.0}
 St. Johns County Fire Rescue {5.0}

ST. LUCIE COUNTY

St. Lucie County Fire District {5.0}

SUMTER COUNTY

Sumter County Fire Rescue {5.0}
 The Villages Public Safety Dept. {5.0}

SUWANNEE COUNTY

Branford VFD {5.0}
 Live Oak Fire Dept. {5.0}
 Suwannee County Fire Rescue {5.0}
 • Falmouth VFD
 • Luraville VFD
 • Wellborn VFD
 • McAlpin VFD
 • O'Brien VFD
 • Ranchette VFD

TAYLOR COUNTY

- Perry Fire Dept. {5.0}
- Taylor County Fire Rescue {5.0}
 - Steinhatchee VFD
 - Taylor Beach Fire Dept.
 - West District VFD
 - Athena VFD
 - North District VFD
 - Shady Grove VFD

UNION COUNTY

- Union County Dept. of Emergency Services {5.0}

VOLUSIA COUNTY

- Ormond Beach Fire Dept. {5.0}
- Deltona Fire Rescue {5.0}
- Daytona Beach Shores Public Safety {5.0}
- Deland Fire Dept. {5.0}
- Edgewater Fire Rescue {5.0}
- New Smyrna Beach Fire Dept. {5.0}
- Daytona Beach Fire Dept. {5.0}
- Holly Hill Fire Rescue {5.0}
- Orange City Fire Dept. {5.0}
- Port Orange Fire Rescue {5.0}
- Ponce Inlet Fire Rescue {5.0}
- Volusia County Fire Services {5.0}
 - Daytona Beach Int'l Airport Fire Dept.

WAKULLA COUNTY

- Wakulla County Fire Rescue {5.0}

WALTON COUNTY

- South Walton Fire Dept. {5.0}
- Defuniak Springs Fire Dept. {5.0}
- Liberty Fire District, Inc. {5.0}
- Argyle VFD {5.0}
- Walton County Fire Rescue {5.0}
 - Freeport Fire Rescue

WASHINGTON COUNTY

- Chipley Fire Dept. {5.0}

The FFIRS Section would like to thank each of the fire departments responsible for making this report possible. In total, **452** fire departments reported incidents for 2018. This annual report is the product of the compilation of information received from those departments. We appreciate your support which is essential to the production of the annual report. It is our goal to have all fire departments utilizing the reporting system. If your department is not currently participating in FFIRS and would like to, please contact our office at (850) 413-3698 or ffirs@MyFloridaCFO.com

* Some agencies reported after the June deadline and are not included on this list



2018 FLORIDA FIRE SERVICE AWARDS RECEPTION

April 1, 2019, on the 22nd Floor of the Capitol at 5:30

and

CABINET PRESENTATION

April 2, 2019,

In the Cabinet Room of the Capitol

Florida Fire Chief of the Year

Julie Downey, Davie Fire Rescue

Florida Career Firefighter of the Year

Jason Wheat, Orange County Fire Rescue Department

Florida Forestry Firefighter of the Year

Richard Smith, Florida Forest Service in Tallahassee

Florida Fire Marshal of the Year

Wendy Niles, Lake Mary Fire Department

Florida Fire Inspector of the Year

Tommy Demopoulos, City of Tamarac Fire Department

Florida Professional Firefighter of the Year

Rick Spence, Reedy Creek Fire Department

Florida Fire Service Instructor of the Year

Michael Swartz, Florida State Fire College, Ocala

Florida Fire Investigator of the Year

Shane Gaghan, Bureau of Fire, Arson, and Explosive Investigations,
Ft. Myers

Chad Reed Emergency Preparedness Manager

Joby Smith, Bay County Emergency Services

Volunteer Firefighter of the Year

Francisco Olivero Jr., West Sebring Volunteer Fire Department

Fire and Life Safety Public Educator of the Year

Yvonne Feijoo, Hallandale Beach Fire Rescue

Florida Training Center of the Year

North Collier Fire Training Center

"I was proud to honor the outstanding members of Florida's brave firefighting community who work so tirelessly to protect us. Our first responders are the lifeblood of our communities, and these brave men and women exemplify the hard work, courage, dedication, and integrity necessary to ensure the health and safety of all of Floridians. I cannot thank these firefighters enough for their outstanding service to their communities and our great state."

— Jimmy Patronis, State Fire Marshal







FLORIDA FIRE INCIDENT REPORTING SYSTEM FIRE DEPARTMENT INFORMATION UPDATE



Please take a moment to complete the following survey and return it to the Florida Fire Incident Reporting System Section. We are dedicated to enhancing our training services, course information, and support to Florida fire departments.

Fire Chief: _____ Email: _____

Fire Department: _____ FDID: _____

Mailing Address: _____

Physical Address: _____

Phone Number () _____ - _____ Fax Number () _____ - _____

FFIRS Administrator: _____ Email: _____

Name of Reporting Software: _____

*** Users of the USFA/National Fire Incident Reporting System Software (Data Entry Tool) Only***

What version is your fire department using: _____

Are you reporting On-Line or Off-Line: _____

If not currently reporting, please check the reason(s) below:

- | | |
|--|---|
| <input type="checkbox"/> No Computer | <input type="checkbox"/> No reporting software |
| <input type="checkbox"/> Limited knowledge of software
and/or reporting options | <input type="checkbox"/> Other, please explain: _____ |

If not currently reporting to FFIRS, is your fire department providing incident data to a local or county department?

- ☐ Yes, name of department: _____
- ☐ No

The FFIRS Section offers courses on the following:

Please check any that would be beneficial to your department.

- ☐ Guidelines to proper coding of incidents
- ☐ Data analysis
- ☐ Installation and use of the USFA/NFIRS Software

Contact Person (If different from above): _____


Phone Number: () _____ - _____




Additional Comments: _____

Please return this form by using the following fax or mailing address:



Mailing Address: Division of State Fire Marshal
FFIRS Section
200 East Gaines Street
Tallahassee, FL 32399-0340

Fax: (850) 921-7525











EVERYONE GOES HOME

WWW.EVERYONEGOESHOME.COM

"Fighting Fires with Facts"

Florida Fire Incident Reporting System Section

