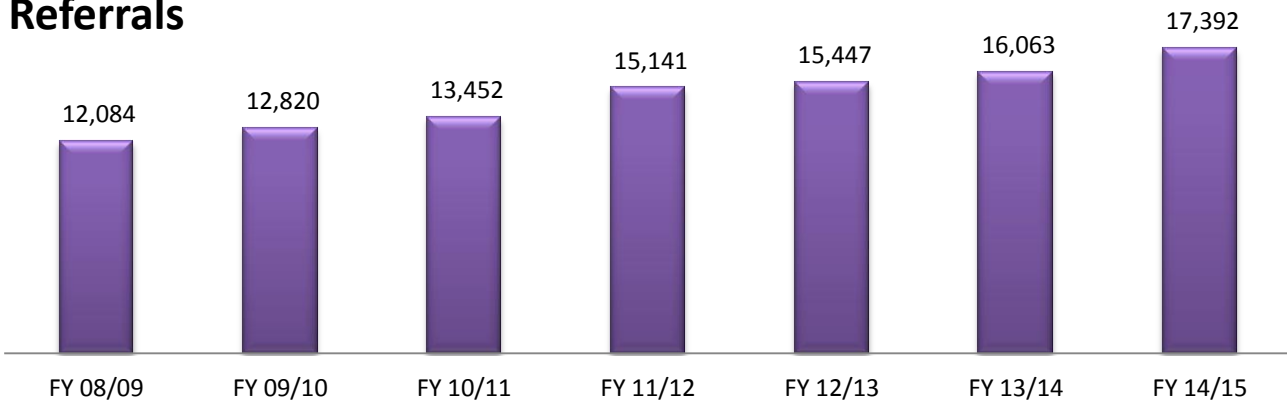


Suspected Fraud Referrals

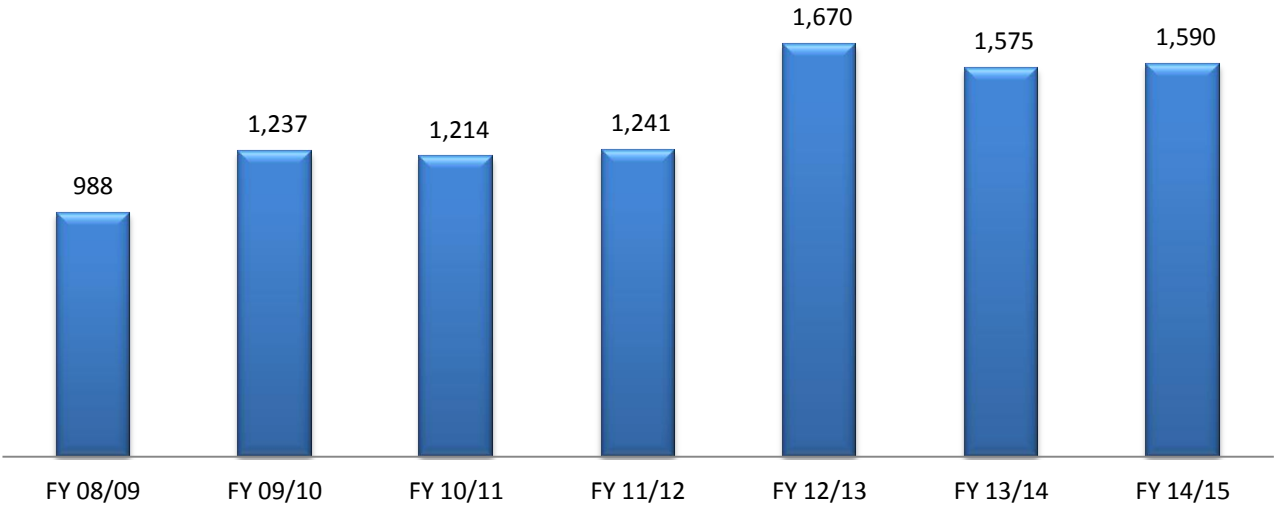
| CASE TYPE | FY 10/11 | FY 11/12 | FY 12/13 | FY 13/14 | FY 14/15 |
|----------------------------|----------|----------|----------|----------|----------|
| Personal Injury Protection | 6699 | 7748 | 7346 | 6639 | 7240 |
| Application | 883 | 974 | 1227 | 1445 | 2830 |
| Workers Compensation | 1495 | 1388 | 1733 | 2162 | 2038 |
| Vehicle | 1008 | 1167 | 1390 | 1465 | 1545 |
| Healthcare | 486 | 426 | 536 | 1289 | 864 |
| Homeowners | 584 | 663 | 765 | 788 | 832 |
| Licensee | 765 | 704 | 905 | 832 | 596 |
| Commercial | 404 | 451 | 411 | 476 | 534 |
| Duplicate Entry | 272 | 359 | 188 | 254 | 265 |
| Arson for Profit | 152 | 124 | 122 | 135 | 112 |
| Disability | 81 | 180 | 142 | 106 | 84 |
| Non-Insurance Fraud | 15 | 25 | 55 | 51 | 76 |
| Financial Investigation | 94 | 109 | 79 | 66 | 70 |
| Identity Theft | 20 | 37 | 30 | 42 | 66 |
| Life Insurance | 35 | 37 | 33 | 42 | 61 |
| Other Agency Assistance | 21 | 32 | 39 | 90 | 55 |
| Banking and Securities | 287 | 590 | 356 | 46 | 26 |
| Information Only | 22 | 28 | 15 | 24 | 25 |
| Marine | 30 | 23 | 13 | 22 | 24 |
| Title Fraud | 8 | 11 | 11 | 25 | 17 |
| Unauthorized Entity | 64 | 45 | 24 | 43 | 16 |
| Warranty | 19 | 14 | 18 | 16 | 10 |
| My Safe Florida Home | 6 | 3 | 6 | 1 | 0 |

Referrals



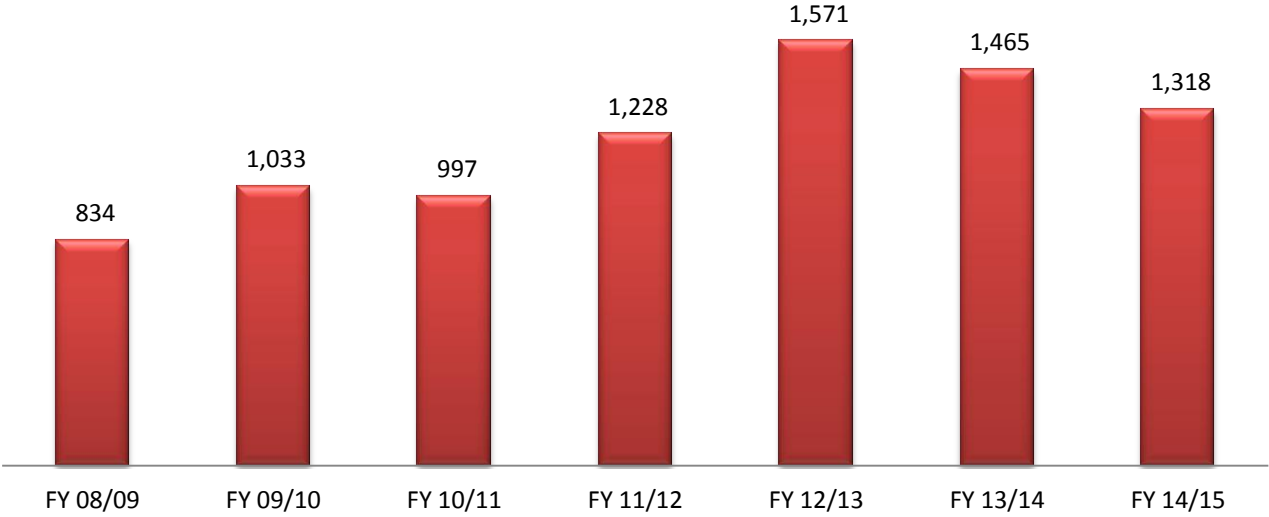
| Presentations | | | | | |
|----------------------------|----------|----------|----------|----------|----------|
| | | | | | |
| CASE TYPE | FY 10/11 | FY 11/12 | FY 12/13 | FY 13/14 | FY 14/15 |
| Workers' Compensation | 336 | 352 | 475 | 530 | 661 |
| Personal Injury Protection | 429 | 526 | 802 | 610 | 502 |
| Licensee | 103 | 50 | 86 | 78 | 90 |
| Vehicle | 56 | 42 | 58 | 86 | 78 |
| Homeowners | 44 | 41 | 50 | 58 | 57 |
| Application | 48 | 29 | 34 | 68 | 45 |
| Arson for Profit | 5 | 4 | 10 | 4 | 36 |
| Healthcare | 50 | 73 | 39 | 32 | 34 |
| Commercial | 23 | 31 | 26 | 20 | 28 |
| Disabilty | 16 | 25 | 38 | 33 | 27 |
| Financial | 25 | 14 | 7 | 10 | 12 |
| Identity Theft | 1 | 2 | 3 | 11 | 9 |
| Life Insurance | 7 | 3 | 2 | 1 | 7 |
| Marine | 3 | 3 | 15 | 16 | 2 |
| Other Agency Assistance | 4 | 12 | 16 | 7 | 1 |
| Title Fraud | 2 | 7 | 1 | 4 | 1 |
| Banking and Securities | 58 | 23 | 4 | 1 | 0 |
| Warranty | 2 | 0 | 4 | 6 | 0 |

Presentations

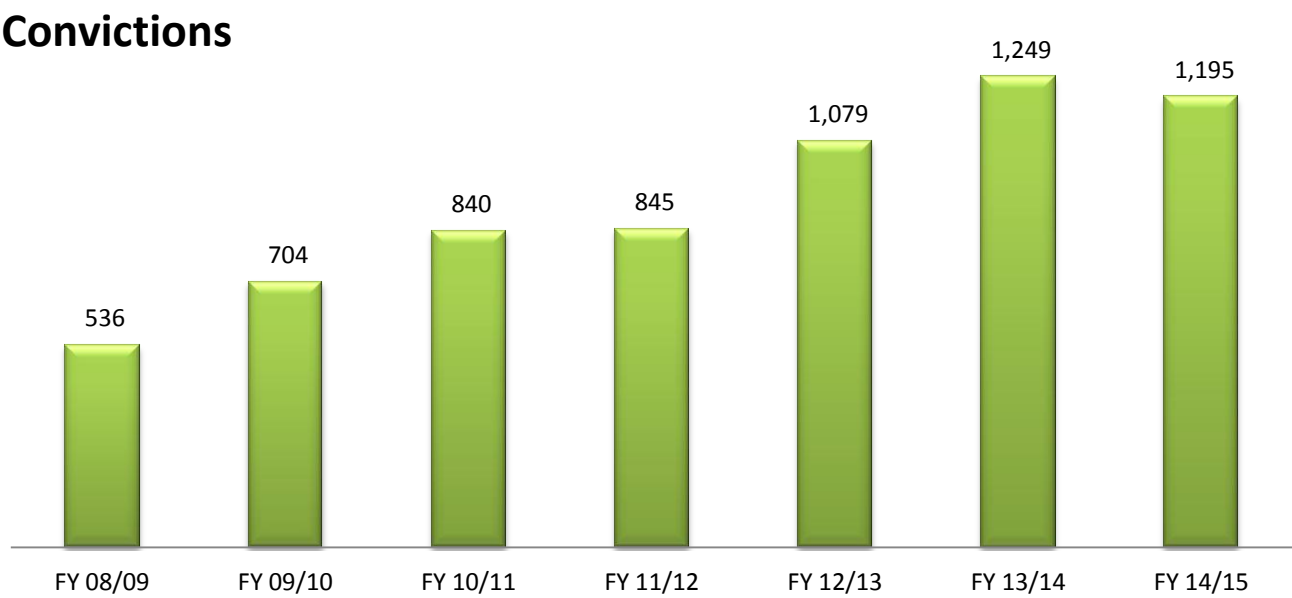


| Arrests | | | | | |
|----------------------------|----------|----------|----------|----------|----------|
| CASE TYPE | FY 10/11 | FY 11/12 | FY 12/13 | FY 13/14 | FY 14/15 |
| Workers' Compensation | 271 | 274 | 418 | 478 | 549 |
| Personal Injury Protection | 352 | 496 | 651 | 558 | 402 |
| Licensee | 70 | 151 | 141 | 59 | 87 |
| Vehicle | 56 | 41 | 57 | 73 | 65 |
| Homeowners | 30 | 35 | 41 | 45 | 46 |
| Arson for Profit | 3 | 5 | 11 | 6 | 36 |
| Application | 40 | 28 | 34 | 58 | 30 |
| Healthcare | 38 | 60 | 43 | 29 | 27 |
| Disability | 14 | 15 | 35 | 29 | 23 |
| Commercial | 16 | 27 | 27 | 18 | 17 |
| Other Agency Assist | 26 | 40 | 56 | 62 | 16 |
| Life Insurance | 0 | 0 | 0 | 0 | 5 |
| Banking and Securities | 38 | 30 | 23 | 3 | 4 |
| Financial | 29 | 10 | 14 | 9 | 4 |
| Identity Theft | 1 | 3 | 3 | 9 | 3 |
| Marine | 2 | 5 | 4 | 18 | 3 |
| Title Fraud | 3 | 5 | 2 | 3 | 1 |
| Warranty | 2 | 0 | 4 | 6 | 0 |

Arrests

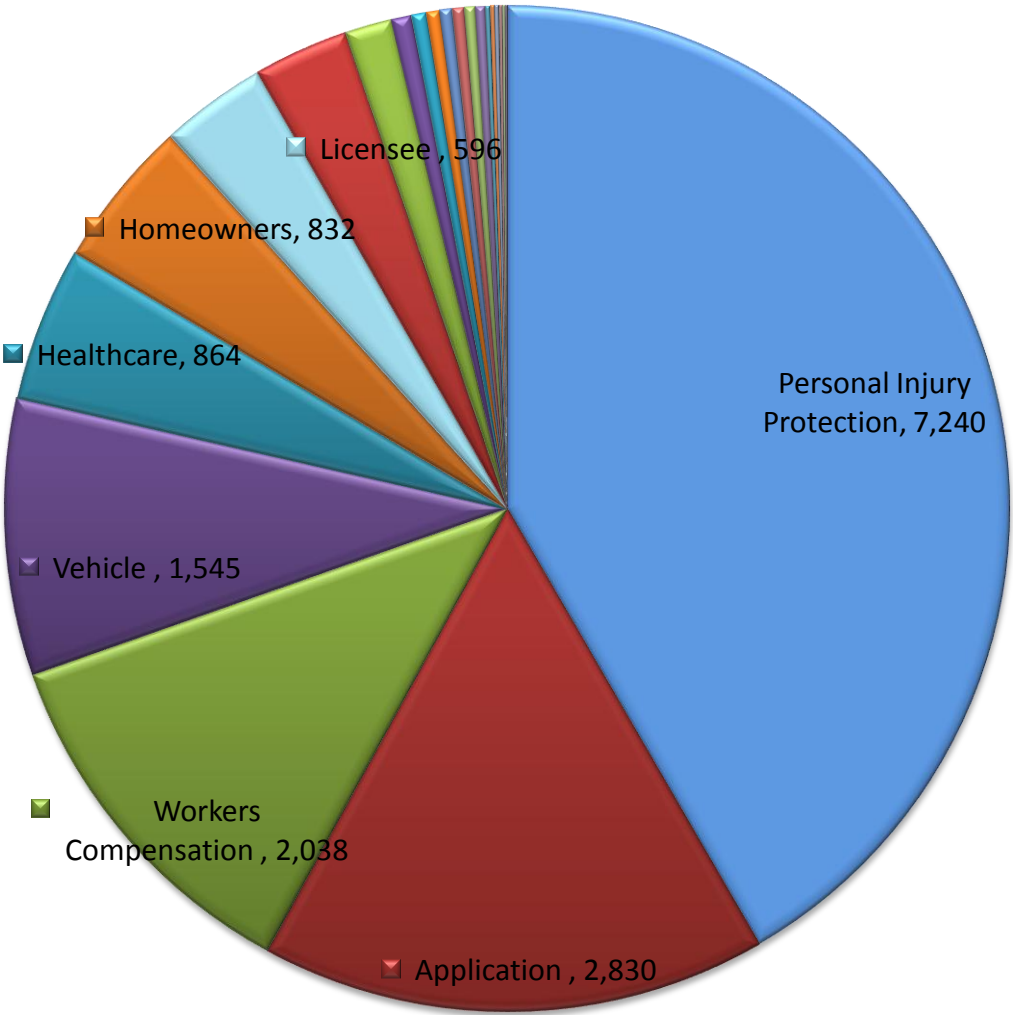


| Convictions | | | | | |
|----------------------------|----------|----------|----------|----------|----------|
| CASE TYPE | FY 10/11 | FY 11/12 | FY 12/13 | FY 13/14 | FY 14/15 |
| Workers' Compensation | 242 | 208 | 259 | 360 | 452 |
| Personal Injury Protection | 295 | 355 | 442 | 574 | 424 |
| Licensee | 49 | 55 | 138 | 72 | 75 |
| Vehicle | 73 | 32 | 44 | 49 | 52 |
| Homeowners | 34 | 27 | 26 | 23 | 42 |
| Application | 28 | 32 | 19 | 41 | 35 |
| Healthcare | 27 | 33 | 43 | 21 | 28 |
| Disability | 18 | 11 | 26 | 26 | 26 |
| Commercial | 17 | 12 | 25 | 20 | 16 |
| Marine | 0 | 3 | 2 | 7 | 15 |
| Warranty | 1 | 0 | 1 | 1 | 7 |
| Arson for Profit | 5 | 3 | 4 | 6 | 6 |
| Other Agency Assistance | 4 | 17 | 18 | 2 | 5 |
| Title | 12 | 6 | 4 | 4 | 5 |
| Financial Investigation | 19 | 9 | 13 | 13 | 4 |
| Banking and Securities | 8 | 37 | 6 | 23 | 2 |
| Identity | 5 | 1 | 3 | 5 | 1 |
| Unauthorized Entity | 1 | 3 | 1 | 1 | 0 |



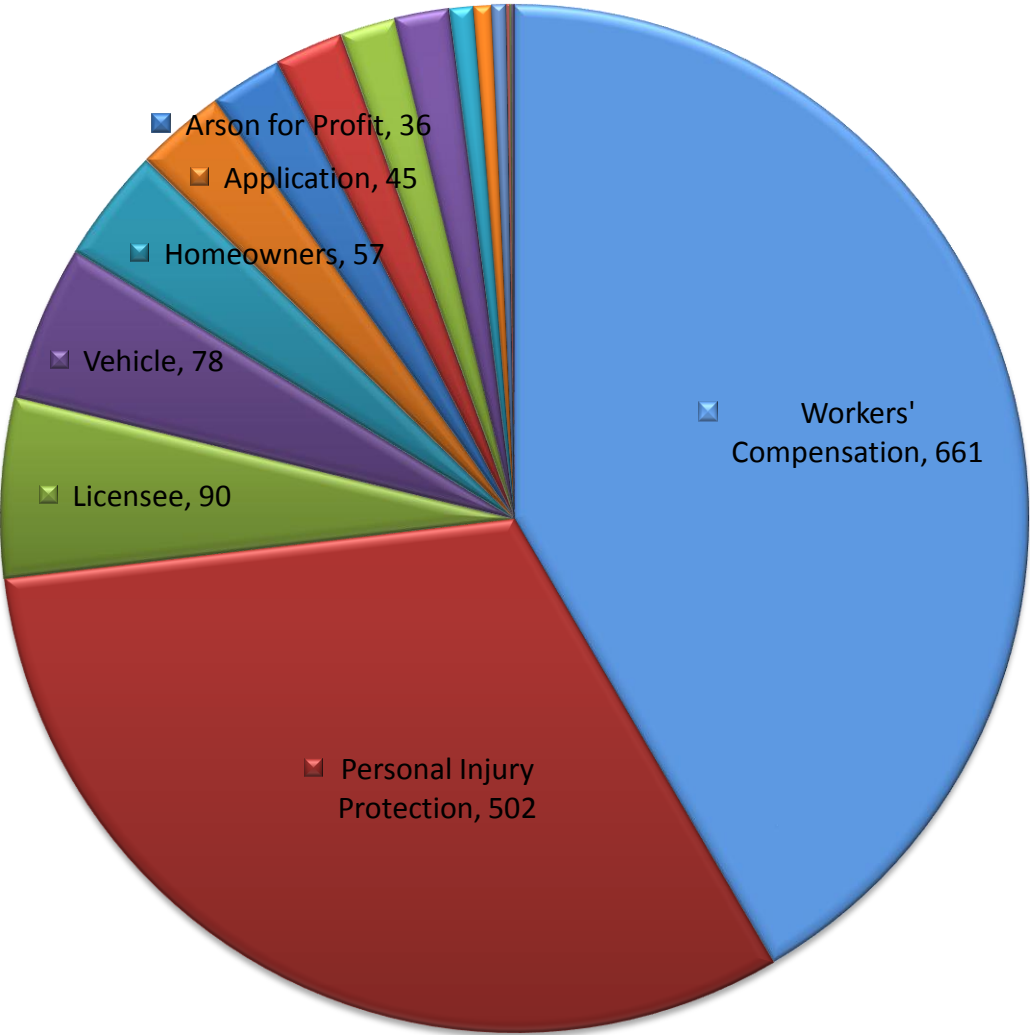
Suspected Fraud Referrals

- Personal Injury Protection
- Application
- Workers Compensation
- Vehicle
- Healthcare
- Homeowners
- Licensee
- Commercial
- Duplicate Entry
- Arson for Profit
- Disability
- Non-Insurance Fraud
- Financial Investigation
- Identity Theft
- Life Insurance
- Other Agency Assistance
- Banking and Securities
- Information Only
- Marine
- Title Fraud
- Unauthorized Entity
- Warranty
- My Safe Florida Home



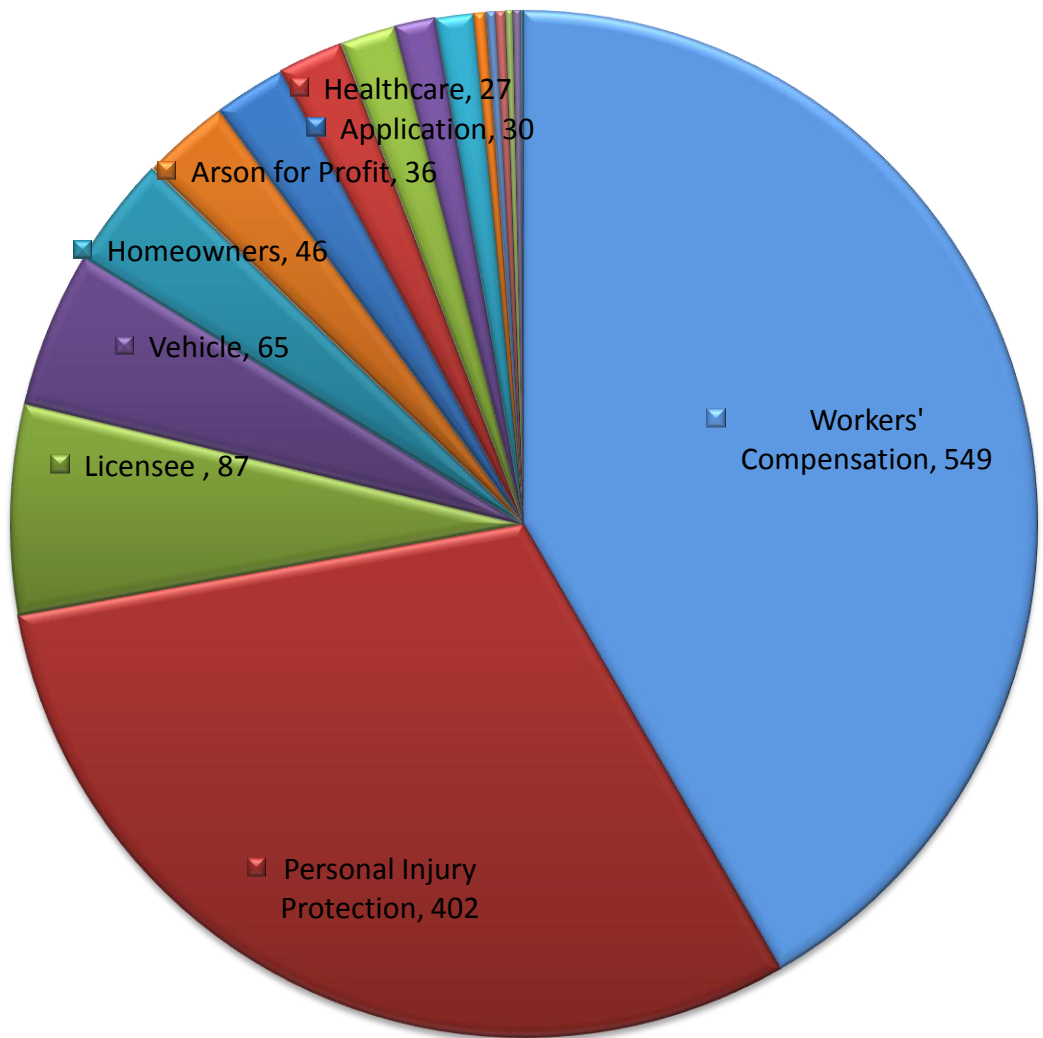
Presentations

- Workers' Compensation
- Personal Injury Protection
- Licensee
- Vehicle
- Homeowners
- Application
- Arson for Profit
- Healthcare
- Commercial
- Disabilty
- Financial
- Identity Theft
- Life Insurance
- Marine
- Other Agency Assistance
- Title Fraud
- Banking and Securities
- Warranty



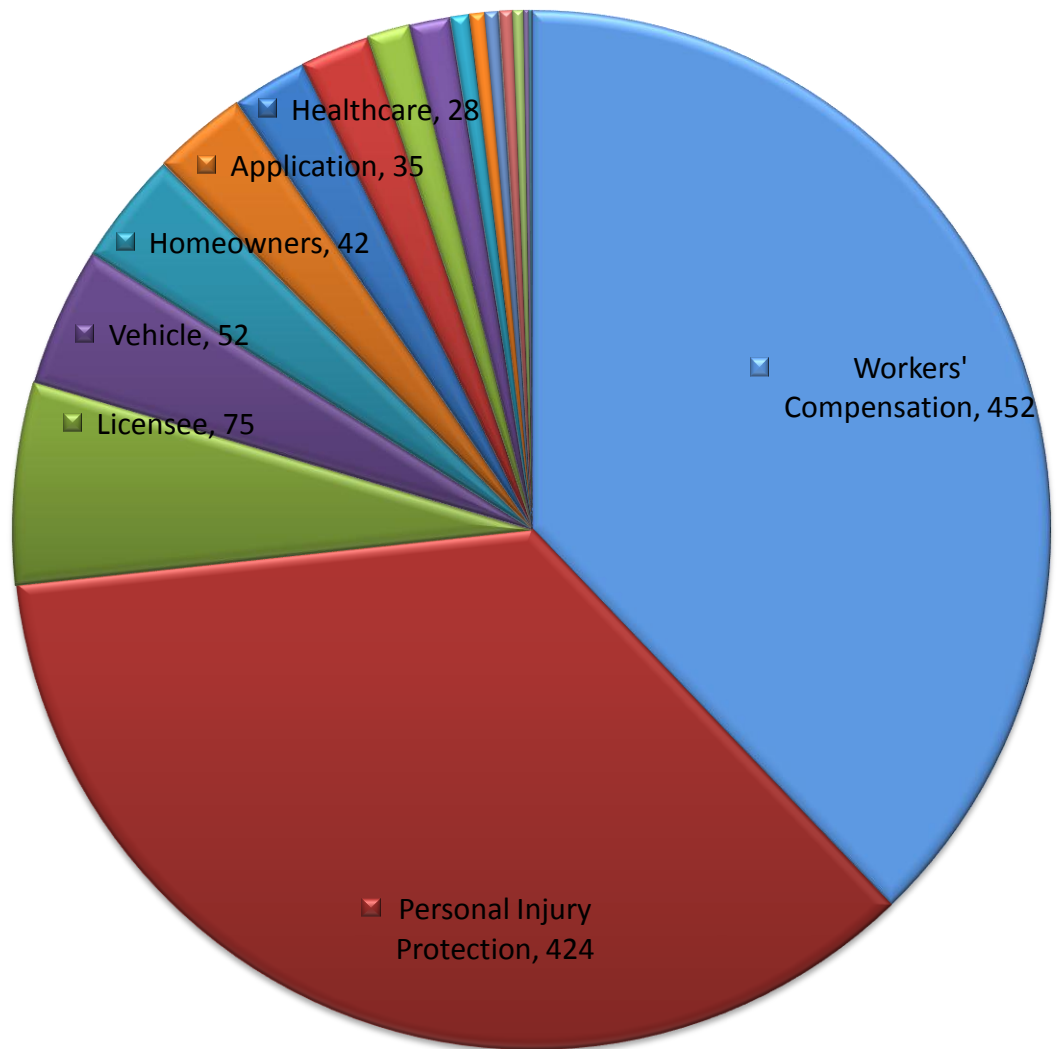
Arrests

- Workers' Compensation
- Personal Injury Protection
- Licensee
- Vehicle
- Homeowners
- Arson for Profit
- Application
- Healthcare
- Disability
- Commercial
- Other Agency Assist
- Life Insurance
- Banking and Securities
- Financial
- Identity Theft
- Marine
- Title Fraud
- Warranty



Convictions

- Workers' Compensation
- Personal Injury Protection
- Licensee
- Vehicle
- Homeowners
- Application
- Healthcare
- Disability
- Commercial
- Marine
- Warranty
- Arson for Profit
- Other Agency Assistance
- Title
- Financial Investigation
- Banking and Securities
- Identity
- Unauthorized Entity



STAT PACK

From 7/1/2014 To 6/30/2015 11:59:00 PM

| ADMINISTRATIVE | | Cases | Cases | Presented for | | |
|----------------|------------|--------|--------|---------------|--------|-------------|
| Type of Case | Complaints | Opened | Closed | Prosecution | Arrest | Convictions |
| TESTING | 3 | 0 | 0 | 0 | 0 | 0 |
| | 3 | 0 | 0 | 0 | 0 | 0 |
| | 0.01% | 0.00% | 0.00% | 0.00% | 0.00% | 0.00% |

| APPLICATION FRAUD | | Cases | Cases | Presented for | | |
|---------------------|------------|--------|--------|---------------|--------|-------------|
| Type of Case | Complaints | Opened | Closed | Prosecution | Arrest | Convictions |
| COMMERCIAL | 13 | 2 | 4 | 0 | 0 | 2 |
| CREDIT LIFE | 1 | 0 | 0 | 0 | 0 | 0 |
| DISABILITY | 55 | 2 | 2 | 3 | 0 | 0 |
| HEALTH | 50 | 2 | 3 | 0 | 0 | 2 |
| HOMEOWNER/SINKHOLE | 0 | 0 | 0 | 1 | 1 | 0 |
| HOMEOWNERS | 79 | 10 | 11 | 6 | 4 | 3 |
| HOMEOWNERS/SINKHOLE | 1 | 0 | 0 | 0 | 0 | 0 |
| LIFE | 284 | 5 | 5 | 0 | 1 | 1 |
| VEHICLE | 2336 | 80 | 67 | 33 | 22 | 26 |
| VESSEL | 11 | 2 | 3 | 2 | 2 | 1 |
| | 2830 | 103 | 95 | 45 | 30 | 35 |
| | 13.88% | 5.44% | 4.56% | 2.83% | 2.28% | 2.93% |

| ARSON FOR PROFIT | | Cases | Cases | Presented for | | |
|------------------|------------|--------|--------|---------------|--------|-------------|
| Type of Case | Complaints | Opened | Closed | Prosecution | Arrest | Convictions |
| COMMERCIAL | 5 | 1 | 0 | 1 | 1 | 0 |
| HOME | 27 | 8 | 3 | 34 | 34 | 3 |
| VEHICLE | 79 | 5 | 7 | 1 | 1 | 3 |
| VESSEL | 1 | 0 | 0 | 0 | 0 | 0 |
| | 112 | 14 | 10 | 36 | 36 | 6 |
| | 0.55% | 0.74% | 0.48% | 2.26% | 2.73% | 0.50% |

| AVIATION FRAUD | | Cases | Cases | Presented for | | |
|------------------|------------|--------|--------|---------------|--------|-------------|
| Type of Case | Complaints | Opened | Closed | Prosecution | Arrest | Convictions |
| FICTITIOUS CLAIM | 2 | 0 | 0 | 0 | 0 | 0 |
| | 2 | 0 | 0 | 0 | 0 | 0 |

| | | | | | | |
|-------------------------------------|------------|--------|--------|-------------|---------------|-------------|
| | 0.01% | 0.00% | 0.00% | 0.00% | 0.00% | 0.00% |
| BANKING AND SECURITIES | | | | | | |
| Type of Case | Cases | | Cases | | Presented for | |
| | Complaints | Opened | Closed | Prosecution | Arrest | Convictions |
| BANK FRAUD | 1 | 0 | 0 | 0 | 0 | 0 |
| FINANCE FRAUD | 1 | 0 | 6 | 0 | 0 | 0 |
| MORTGAGE FRAUD | 22 | 1 | 2 | 0 | 4 | 1 |
| SECURITIES FRAUD | 2 | 0 | 0 | 0 | 0 | 1 |
| | 26 | 1 | 8 | 0 | 4 | 2 |
| | 0.13% | 0.05% | 0.38% | 0.00% | 0.30% | 0.17% |
| COMMERCIAL | | | | | | |
| Type of Case | Cases | | Cases | | Presented for | |
| | Complaints | Opened | Closed | Prosecution | Arrest | Convictions |
| AGRICULTURE/LIVESTOCK | 2 | 0 | 0 | 0 | 0 | 0 |
| FICTITIOUS CERTIFICATE OF INSURANCE | 31 | 12 | 16 | 6 | 4 | 7 |
| FICTITIOUS CLAIM OR DAMAGE | 65 | 11 | 9 | 9 | 6 | 2 |
| FICTITIOUS LIABILITY CLAIM | 122 | 3 | 2 | 3 | 0 | 0 |
| INFLATED CLAIM | 20 | 1 | 3 | 0 | 0 | 1 |
| No Sub Type | 2 | 0 | 0 | 0 | 0 | 0 |
| SLIP & FALL | 292 | 15 | 16 | 10 | 7 | 6 |
| | 534 | 42 | 46 | 28 | 17 | 16 |
| | 2.62% | 2.22% | 2.21% | 1.76% | 1.29% | 1.34% |
| CRIMES AGAINST THE ELDERLY | | | | | | |
| Type of Case | Cases | | Cases | | Presented for | |
| | Complaints | Opened | Closed | Prosecution | Arrest | Convictions |
| No Sub Type | 1 | 0 | 0 | 0 | 0 | 0 |
| | 1 | 0 | 0 | 0 | 0 | 0 |
| | 0.00% | 0.00% | 0.00% | 0.00% | 0.00% | 0.00% |
| DISABILITY FRAUD | | | | | | |
| Type of Case | Cases | | Cases | | Presented for | |
| | Complaints | Opened | Closed | Prosecution | Arrest | Convictions |
| FICTITIOUS CLAIM | 52 | 20 | 32 | 23 | 19 | 23 |
| WORKING WHILE COLLECTING | 32 | 10 | 9 | 4 | 4 | 3 |
| | 84 | 30 | 41 | 27 | 23 | 26 |
| | 0.41% | 1.58% | 1.97% | 1.70% | 1.75% | 2.18% |
| DUPLICATE ENTRIES | | | | | | |
| Type of Case | Cases | | Cases | | Presented for | |
| | Complaints | Opened | Closed | Prosecution | Arrest | Convictions |
| DUPLICATE | 265 | 0 | 0 | 0 | 0 | 0 |

| | | | | | | |
|-------------------------------------|------------|--------|--------|---------------|--------|-------------|
| | 265 | 0 | 0 | 0 | 0 | 0 |
| | | | | | | |
| FINANCIAL INVESTIGATION | | | | | | |
| | | Cases | Cases | Presented for | | |
| Type of Case | Complaints | Opened | Closed | Prosecution | Arrest | Convictions |
| FINANCIAL | 70 | 9 | 22 | 12 | 4 | 4 |
| | | | | | | |
| | 70 | 9 | 22 | 12 | 4 | 4 |
| | 0.34% | 0.48% | 1.06% | 0.75% | 0.30% | 0.33% |
| HEALTHCARE | | | | | | |
| | | Cases | Cases | Presented for | | |
| Type of Case | Complaints | Opened | Closed | Prosecution | Arrest | Convictions |
| BY PATIENT | 77 | 18 | 23 | 20 | 19 | 20 |
| BY PROVIDER | 378 | 10 | 11 | 6 | 4 | 4 |
| DENTAL HEALTHCARE FRAUD | 72 | 4 | 1 | 0 | 0 | 0 |
| DENTAL HEALTHCARE FRAUD BY CLAIMANT | 4 | 2 | 1 | 2 | 1 | 1 |
| DISABILITY | 17 | 5 | 5 | 4 | 1 | 2 |
| EMPLOYER POCKETING PREMIUMS | 2 | 0 | 0 | 0 | 0 | 0 |
| FICTITIOUS INSURANCE CARD | 2 | 0 | 0 | 0 | 0 | 0 |
| FICTITIOUS PROVIDER | 53 | 0 | 0 | 0 | 0 | 0 |
| OTHER MEDICAL PROVIDER | 193 | 0 | 0 | 0 | 0 | 0 |
| PATIENT BROKERING | 9 | 0 | 0 | 0 | 0 | 0 |
| PRESCRIPTION FRAUD | 27 | 4 | 4 | 2 | 2 | 1 |
| SERVICES BY UNLICENSED PERSON | 30 | 1 | 0 | 0 | 0 | 0 |
| | | | | | | |
| | 864 | 44 | 45 | 34 | 27 | 28 |
| | 4.24% | 2.32% | 2.16% | 2.14% | 2.05% | 2.34% |
| HOMEOWNERS | | | | | | |
| | | Cases | Cases | Presented for | | |
| Type of Case | Complaints | Opened | Closed | Prosecution | Arrest | Convictions |
| COOKING/KITCHEN FIRE | 2 | 1 | 0 | 2 | 2 | 0 |
| FICTITIOUS CLAIM OR DAMAGE | 340 | 50 | 80 | 35 | 21 | 32 |
| FICTITIOUS LIABILITY CLAIM | 7 | 2 | 3 | 0 | 0 | 1 |
| FORGERY BY HOMEOWNER | 25 | 4 | 6 | 3 | 2 | 3 |
| FORGERY BY OTHER | 40 | 6 | 4 | 3 | 3 | 1 |
| FORGERY BY PUBLIC ADJUSTER | 14 | 0 | 0 | 0 | 0 | 0 |
| INFLATED CLAIM | 290 | 21 | 18 | 13 | 14 | 3 |
| No Sub Type | 1 | 0 | 0 | 0 | 0 | 0 |

| | | | | | | |
|--------------------|-------|-------|-------|-------|-------|-------|
| PLUMBING/TRENCHING | 64 | 3 | 2 | 1 | 4 | 1 |
| SINKHOLE | 7 | 2 | 0 | 0 | 0 | 0 |
| WATER EXTRACTION | 42 | 1 | 1 | 0 | 0 | 1 |
| | 832 | 90 | 114 | 57 | 46 | 42 |
| | 4.08% | 4.75% | 5.47% | 3.58% | 3.49% | 3.51% |

| IDENTITY THEFT | | Cases | Cases | Presented for | | |
|----------------|------------|--------|--------|---------------|--------|-------------|
| Type of Case | Complaints | Opened | Closed | Prosecution | Arrest | Convictions |
| BY ENTITY | 8 | 1 | 1 | 0 | 0 | 0 |
| BY PERSON | 58 | 20 | 11 | 9 | 3 | 1 |
| | 66 | 21 | 12 | 9 | 3 | 1 |
| | 0.32% | 1.11% | 0.58% | 0.57% | 0.23% | 0.08% |

| INFORMATION ONLY | | Cases | Cases | Presented for | | |
|------------------|------------|--------|--------|---------------|--------|-------------|
| Type of Case | Complaints | Opened | Closed | Prosecution | Arrest | Convictions |
| INFORMATION | 0 | 1 | 1 | 0 | 0 | 0 |
| INFORMATION ONLY | 25 | 0 | 0 | 0 | 0 | 0 |
| | 25 | 1 | 1 | 0 | 0 | 0 |
| | 0.12% | 0.05% | 0.05% | 0.00% | 0.00% | 0.00% |

| LICENSEE FRAUD | | Cases | Cases | Presented for | | |
|---------------------------------|------------|--------|--------|---------------|--------|-------------|
| Type of Case | Complaints | Opened | Closed | Prosecution | Arrest | Convictions |
| ADJUSTER | 9 | 4 | 5 | 1 | 1 | 1 |
| ADJUSTER-BROKEN PIPE | 1 | 0 | 0 | 0 | 0 | 0 |
| AGENCY | 47 | 0 | 1 | 0 | 0 | 0 |
| AGENT | 234 | 82 | 51 | 48 | 52 | 25 |
| ANNUITY | 4 | 1 | 2 | 2 | 0 | 2 |
| BAIL BOND AGENT | 45 | 29 | 26 | 20 | 16 | 13 |
| CARRIER | 33 | 0 | 0 | 0 | 0 | 0 |
| HEALTH MAINTENANCE ORGANIZATION | 1 | 1 | 1 | 0 | 0 | 0 |
| PUBLIC ADJUSTER | 74 | 10 | 10 | 1 | 1 | 0 |
| PUBLIC ADJUSTER/SINKHOLE | 2 | 0 | 0 | 0 | 0 | 0 |
| PUBLIC ADJUSTER-BROKEN PIPE | 11 | 0 | 0 | 0 | 0 | 0 |
| PUBLIC ADJUSTER-BROKEN TILE | 1 | 0 | 0 | 0 | 0 | 0 |
| PUBLIC ADJUSTER-KITCHEN FIRE | 1 | 0 | 0 | 0 | 0 | 0 |
| SERVICE WARRANTY COMPANY | 0 | 1 | 2 | 0 | 0 | 0 |

| | | | | | | |
|------------------------------|-------|-------|-------|-------|-------|-------|
| TITLE INSURANCE | 2 | 0 | 4 | 1 | 2 | 2 |
| UNLICENSED AGENT OR ADJUSTER | 110 | 14 | 15 | 17 | 15 | 4 |
| UNLICENSED CONTRACTOR | 20 | 0 | 3 | 0 | 0 | 28 |
| VIATICAL BROKER | 1 | 0 | 0 | 0 | 0 | 0 |
| | 596 | 142 | 120 | 90 | 87 | 75 |
| | 2.92% | 7.50% | 5.76% | 5.66% | 6.61% | 6.28% |

| LIFE INSURANCE FRAUD | | Cases | Cases | Presented for | | |
|----------------------|------------|--------|--------|---------------|--------|-------------|
| Type of Case | Complaints | Opened | Closed | Prosecution | Arrest | Convictions |
| BENEFICIARY FORGERY | 52 | 11 | 9 | 4 | 3 | 0 |
| CREDIT LIFE | 3 | 0 | 0 | 1 | 0 | 0 |
| MURDER FOR PROFIT | 0 | 0 | 1 | 0 | 0 | 0 |
| No Sub Type | 2 | 0 | 0 | 0 | 0 | 0 |
| QUESTIONABLE DEATH | 4 | 1 | 1 | 2 | 2 | 0 |
| | 61 | 12 | 11 | 7 | 5 | 0 |
| | 0.30% | 0.63% | 0.53% | 0.44% | 0.38% | 0.00% |

| MARINE FRAUD | | Cases | Cases | Presented for | | |
|------------------|------------|--------|--------|---------------|--------|-------------|
| Type of Case | Complaints | Opened | Closed | Prosecution | Arrest | Convictions |
| ACCESSORIES | 0 | 0 | 1 | 0 | 0 | 0 |
| FICTITIOUS CLAIM | 20 | 5 | 9 | 1 | 2 | 15 |
| INFLATED CLAIM | 4 | 2 | 4 | 1 | 1 | 0 |
| | 24 | 7 | 14 | 2 | 3 | 15 |
| | 0.12% | 0.37% | 0.67% | 0.13% | 0.23% | 1.26% |

| NON-INSURANCE FRAUD RELATED REFERRAL | | Cases | Cases | Presented for | | |
|---|------------|--------|--------|---------------|--------|-------------|
| Type of Case | Complaints | Opened | Closed | Prosecution | Arrest | Convictions |
| INTRA-AGENCY RESPONSE LETTER | 2 | 0 | 0 | 0 | 0 | 0 |
| NO ACTION | 51 | 0 | 0 | 0 | 0 | 0 |
| No Sub Type | 1 | 0 | 0 | 0 | 0 | 0 |
| OUTSIDE AGENCY – RESPONSE LETTER | 22 | 0 | 0 | 0 | 0 | 0 |
| | 76 | 0 | 0 | 0 | 0 | 0 |
| | 0.37% | 0.00% | 0.00% | 0.00% | 0.00% | 0.00% |

| OTHER AGENCY ASSISTANCE | | Cases | Cases | Presented for | | |
|-------------------------|------------|--------|--------|---------------|--------|-------------|
| Type of Case | Complaints | Opened | Closed | Prosecution | Arrest | Convictions |
| ASSISTANCE | 40 | 29 | 37 | 1 | 6 | 5 |
| UNLICENSED CONTRACTOR | 1 | 1 | 1 | 0 | 0 | 0 |

| | | | | | | |
|---------------------------------------|------------|--------|--------|---------------|--------|-------------|
| WARRANT | 14 | 15 | 21 | 0 | 10 | 0 |
| | 55 | 45 | 59 | 1 | 16 | 5 |
| | 0.27% | 2.38% | 2.83% | 0.06% | 1.21% | 0.42% |
| PERSONAL INJURY PROTECTION FRAUD | | Cases | Cases | Presented for | | |
| Type of Case | Complaints | Opened | Closed | Prosecution | Arrest | Convictions |
| BY ATTORNEY | 161 | 5 | 8 | 1 | 2 | 1 |
| BY CLAIMANT | 2242 | 101 | 147 | 96 | 68 | 56 |
| BY PATIENT | 1 | 0 | 0 | 0 | 0 | 0 |
| BY PROVIDER | 3029 | 79 | 114 | 74 | 57 | 44 |
| FICTITIOUS INSURANCE CARD | 268 | 119 | 139 | 64 | 51 | 78 |
| ILLEGAL POSSESSION OF ACCIDENT REPORT | 1 | 0 | 1 | 0 | 0 | 0 |
| JUMP IN | 197 | 42 | 45 | 34 | 26 | 16 |
| LOST WAGES | 19 | 2 | 3 | 3 | 1 | 1 |
| No Sub Type | 1 | 0 | 0 | 0 | 0 | 0 |
| PAPER ACCIDENT | 54 | 5 | 6 | 8 | 6 | 7 |
| PATIENT BROKERING | 6 | 6 | 10 | 3 | 3 | 3 |
| SOLICITATION | 117 | 12 | 21 | 9 | 14 | 4 |
| STAGED ACCIDENT | 436 | 79 | 136 | 206 | 170 | 207 |
| UNLICENSED ACTIVITY | 3708 | 17 | 17 | 4 | 4 | 7 |
| | 10240 | 467 | 647 | 502 | 402 | 424 |
| | 50.22% | 24.67% | 31.05% | 31.57% | 30.52% | 35.48% |
| TITLE FRAUD | | Cases | Cases | Presented for | | |
| Type of Case | Complaints | Opened | Closed | Prosecution | Arrest | Convictions |
| HOME | 8 | 7 | 5 | 1 | 1 | 5 |
| PROPERTY | 7 | 0 | 0 | 0 | 0 | 0 |
| VEHICLE | 1 | 0 | 0 | 0 | 0 | 0 |
| VESSEL | 1 | 0 | 0 | 0 | 0 | 0 |
| | 17 | 7 | 5 | 1 | 1 | 5 |
| | 0.08% | 0.37% | 0.24% | 0.06% | 0.08% | 0.42% |
| UNAUTHORIZED ENTITIES FRAUD | | Cases | Cases | Presented for | | |
| Type of Case | Complaints | Opened | Closed | Prosecution | Arrest | Convictions |
| HEALTH | 11 | 0 | 0 | 0 | 0 | 0 |
| LIFE AND ANNUITIES | 1 | 2 | 1 | 0 | 0 | 0 |
| PROPERTY/CASUALTY | 2 | 0 | 0 | 0 | 0 | 0 |

| | | | | | | |
|----------|-------|-------|-------|-------|-------|-------|
| PROVIDER | 1 | 0 | 0 | 0 | 0 | 0 |
| VEHICLE | 1 | 2 | 1 | 0 | 0 | 0 |
| | 16 | 4 | 2 | 0 | 0 | 0 |
| | 0.08% | 0.21% | 0.10% | 0.00% | 0.00% | 0.00% |

| VEHICLE FRAUD | | Cases | Cases | Presented for | | |
|---------------------------|------------|--------|--------|---------------|--------|-------------|
| Type of Case | Complaints | Opened | Closed | Prosecution | Arrest | Convictions |
| ACCESSORIES | 79 | 8 | 13 | 2 | 2 | 5 |
| BODY SHOP | 179 | 11 | 17 | 8 | 7 | 4 |
| BY CLAIMANT | 1 | 0 | 1 | 0 | 0 | 1 |
| DAMAGE TO VEHICLE | 734 | 66 | 61 | 43 | 33 | 23 |
| DITCHING | 521 | 44 | 39 | 24 | 22 | 18 |
| FAILURE TO RETURN (THEFT) | 18 | 1 | 2 | 0 | 0 | 0 |
| TOWING COMPANY | 13 | 1 | 1 | 1 | 1 | 1 |
| | 1545 | 131 | 134 | 78 | 65 | 52 |
| | 7.58% | 6.92% | 6.43% | 4.91% | 4.94% | 4.35% |

| WARRANTY FRAUD | | Cases | Cases | Presented for | | |
|----------------|------------|--------|--------|---------------|--------|-------------|
| Type of Case | Complaints | Opened | Closed | Prosecution | Arrest | Convictions |
| CELL PHONE | 1 | 0 | 0 | 0 | 0 | 7 |
| COMMERCIAL | 3 | 0 | 0 | 0 | 0 | 0 |
| HOME | 2 | 0 | 0 | 0 | 0 | 0 |
| VEHICLE | 4 | 0 | 1 | 0 | 0 | 0 |
| | 10 | 0 | 1 | 0 | 0 | 7 |
| | 0.05% | 0.00% | 0.05% | 0.00% | 0.00% | 0.59% |

| WORKERS' COMPENSATION FRAUD | | Cases | Cases | Presented for | | |
|-------------------------------------|------------|--------|--------|---------------|--------|-------------|
| Type of Case | Complaints | Opened | Closed | Prosecution | Arrest | Convictions |
| AGENT PREMIUM | 2 | 3 | 0 | 0 | 1 | 0 |
| BY ATTORNEY | 2 | 0 | 0 | 0 | 0 | 0 |
| BY EMPLOYEE CLAIMANT | 725 | 176 | 168 | 96 | 74 | 46 |
| BY EMPLOYER | 184 | 37 | 20 | 28 | 24 | 12 |
| BY PROVIDER | 9 | 4 | 2 | 3 | 1 | 0 |
| EMPLOYEE PAYROLL DEDUCTION | 7 | 0 | 1 | 0 | 0 | 0 |
| EMPLOYER PREMIUM | 86 | 37 | 63 | 32 | 24 | 28 |
| FICTITIOUS CERTIFICATE OF EXEMPTION | 1 | 3 | 0 | 2 | 1 | 0 |
| FICTITIOUS CERTIFICATE OF INSURANCE | 50 | 32 | 26 | 16 | 14 | 10 |

| | | | | | | |
|------------------------------|-------|--------|--------|--------|--------|--------|
| ID THEFT OF NUMBER OR NAME | 396 | 63 | 89 | 158 | 148 | 142 |
| LEASING COMPANY | 1 | 0 | 0 | 0 | 0 | 0 |
| MONEY SERVICE BUSINESS | 1 | 12 | 16 | 8 | 6 | 12 |
| VIOLATION OF STOP WORK ORDER | 264 | 66 | 84 | 48 | 40 | 44 |
| WORKING WITHOUT COVERAGE | 310 | 290 | 228 | 270 | 215 | 158 |
| | 2038 | 723 | 697 | 661 | 548 | 452 |
| | 9.99% | 38.19% | 33.45% | 41.57% | 41.61% | 37.82% |
| Grand Total | 20392 | 1893 | 2084 | 1590 | 1317 | 1195 |