



# DEDICATED PROSECUTOR STATISTICAL DATA REPORT

FISCAL YEAR 2020/2021



as required by section 626.9896,  
Florida Statutes





# DEDICATED PROSECUTOR STATISTICAL DATA REPORT

---

## Table of Contents

A Message from the Director.....	2
About the Dedicated Prosecutor Program .....	3
The Statute Governing the Dedicated Prosecutor Program.....	4
Funding .....	5
About This Report.....	6
DIFS Cases Presented for Prosecution to All Florida Circuits.....	7
Circuit Overviews .....	10
Restitution Amounts Requested and Ordered.....	15
Successful Prosecutions .....	17
Required Statistical Data by Quarter .....	19

# A Message from the Director

On behalf of the dedicated staff of the Florida Department of Financial Services Division of Investigative and Forensic Services (DIFS), I am pleased to present the Fiscal Year 2020-2021 Dedicated Prosecutor Statistical Data Report. The report includes the statistical data maintained by DIFS on the work performed by its detectives and administrative staff, in combination with the quarterly statistics provided by the prosecutors, paralegals and investigators working insurance and workers compensation fraud cases in the seven circuits participating in the Dedicated Insurance Fraud Prosecutor program. The professionals who investigate and prosecute these cases day in and day out are committed to their on-going charge to root out fraud and hold accountable those responsible for it.

In July 2020, the fiscal year launched amidst the ongoing Novel Coronavirus Disease 2019 (COVID-19) pandemic. Florida was then operating under emergency orders issued by Governor Ron DeSantis. Criminal and civil jury trials had been suspended pursuant to order of the Florida Supreme Court. Department of Financial Services employees, as well as prosecutors in the Dedicated Insurance Fraud Prosecutor program, were working remotely from home.

As the year progressed, we saw the adoption of technological innovations to assist in moving cases forward. Detectives, prosecutors and courts navigated a world of remote interviews, depositions and hearings. The closing of the fiscal year brought a move toward normalcy. In April 2021, all DIFS staff returned to in-office work, State Attorney Offices started to re-open and in June, the Florida Supreme Court lifted remaining restrictions on in-person proceedings. Though now fully open, we contend with the build-up of work that accrued during closures. Florida courts report a backlog of one million cases above normal as of July 1, 2021.

Despite these hurdles, both DIFS staff and the dedicated insurance fraud prosecutors persist in their mission to eliminate insurance fraud on behalf of Florida citizens. The new fiscal year brings an increased number of fraud fighters to our ranks thanks to the Florida State Legislature's funding of two additional squads of DIFS detectives who will target criminal activity involving property and casualty homeowners fraud. We look forward to continuing the fight.

Thank you for your attention to this report.

Sincerely,

A handwritten signature in blue ink that reads "S. Blank". The signature is fluid and cursive, with a large initial "S" and a stylized "Blank".

Simon Blank  
Director

# About the Dedicated Prosecutor Program

As the law enforcement arm of the Florida Department of Financial Services, the Division of Investigative and Forensic Services (DIFS) is tasked with investigating a wide range of fraudulent and criminal acts, including insurance fraud, workers' compensation fraud, misuse of state funds, and arson. Since prosecuting these crimes requires specialized training and expertise, the Legislature has established the Dedicated Prosecutor Program, which funds the salaries of prosecutors, paralegals, and investigators dedicated solely to prosecuting fraud and related cases within various State Attorney Offices.

The Dedicated Prosecutor Program funds positions in seven of Florida's 20 Judicial Circuits which include the metropolitan areas of Jacksonville, Orlando, Miami, Tampa, West Palm Beach, Ft. Lauderdale, and Ft. Myers. The program funds a total of 29 positions, of which 16 are dedicated prosecutors and 13 are paralegals or investigators. In total, the Legislature allocated \$2,515,786 for funded positions in the Dedicated Prosecutor Program in fiscal year 2020-2021.

Pursuant to section 626.9896, Florida Statutes, each dedicated prosecutor is required to provide the Department with quarterly data, including the number of cases filed, cases closed since the last quarterly report, cases pending filing, cases currently in diversion or pretrial intervention (PTI), and cases in which the Assistant State Attorney (ASA) provided investigative assistance.

As this report shows, this valued partnership between DIFS and the various participating State Attorneys' Offices has been successful in dismantling numerous fraud schemes and criminal enterprises, fighting financial fraud, reducing government abuse and waste, and holding accountable those who commit fraud and take advantage of Florida's citizens and businesses.

# The Statute Governing the Dedicated Prosecutor Program

**626.9896, Florida Statutes**  
**Dedicated insurance fraud prosecutors.**

(1) The department shall collect data from each state attorney office that receives an appropriation to fund attorneys and paralegals dedicated solely to the prosecution of insurance fraud cases and report on the use of such funds. The data must be submitted by the state attorneys to the Division of Investigative and Forensic Services on the last day of each calendar quarter beginning September 30, 2017, and quarterly thereafter. Data must be submitted for each attorney funded by the appropriation and grouped by case type, including Division of Investigative and Forensic Services insurance fraud cases, other insurance fraud cases, and cases not involving insurance fraud. For each type of case, the data must include the number of cases in which an information has been filed; the number of cases pending at pretrial or intake; the number of cases in which the attorney is assisting in the investigation; the number of cases closed or disposed of during the prior quarter; the disposition of the cases closed during the prior quarter; and the number of cases currently pending in a pretrial diversion program.

(2) The Division of Investigative and Forensic Services must report the data collected pursuant to subsection (1) for the year ending June 30, to the Executive Office of the Governor, the Speaker of the House of Representatives, and the President of the Senate by September 1, 2018, and annually thereafter.

# Funding

For fiscal year 2020-2021, the Legislature appropriated a total of \$2,515,786 to fund positions in the Dedicated Prosecutor Program. The appropriation designated \$1,911,682 to prosecuting general insurance fraud cases and \$604,104 to prosecuting workers' compensation fraud cases. The appropriated funds were allocated to the seven State Attorneys' Offices listed below. The General Appropriations Act provided for the following distribution:

Judicial Circuit	Metropolitan Location	Number of Funded Prosecutors	Number of Funded Paralegals and Investigators	Total Number of Funded Positions
4th	Jacksonville	2	1	3
9th	Orlando	2	3	5
11th	Miami	5	2	7
13th	Tampa	2	2	4
15th	West Palm Beach	2	2	4
17th	Ft. Lauderdale	2	2	4
20th	Ft. Myers	1	1	2
<b>TOTALS</b>		<b>16</b>	<b>13</b>	<b>29</b>

# About This Report

This report is a compilation of the mandatorily reported data received from dedicated prosecutors each quarter and statistical data extracted by DIFS from its own case records. Data maintained by DIFS includes statistics for all judicial circuits, not just those with dedicated prosecutors. The inclusion of both data types allows for some statistical comparisons between circuits with and without dedicated prosecutors in addition to statistical comparisons between circuits with dedicated positions. All graphs and charts indicate the source of their information; DIFS or the dedicated prosecutors.

A review of the information included in this report allows the reader to see where DIFS insurance fraud cases are being presented and successfully prosecuted. Comparisons between dedicated circuits reveal where dedicated positions are most focused on insurance fraud prosecutions as compared to other crime types.

Lastly, the definition section below is provided to assist the reader in understanding terms used throughout the report.

## Definitions and Descriptions:

- **Case:** An individual charged with a crime or crimes; each defendant in a multi-defendant case is considered a separate “case”
- **Declination Report:** A report that a prosecutor submits when she or he declines a presentation for prosecution
- **LEA:** Law Enforcement Agency
- **PIP:** Personal Injury Protection
- **Presentation:** The act of a law enforcement officer providing information to a prosecutor so that the prosecutor may consider the case for prosecution. Submission of a formal package containing investigation.
- **Successful Prosecution:** The case has been resolved by conviction, plea agreement, or successful diversion or Pre-Trial Intervention (PTI). These prosecutions often involve cases presented in previous years.
- **WC:** Workers’ Compensation
- **IF:** Insurance Fraud



# DIFS Cases Presented for Prosecution in All Florida Circuits

The Division of Investigative and Forensic Services is charged with investigating a variety of criminal acts in the State of Florida. Within the Division, the Bureau of Workers' Compensation Fraud and the Bureau of Insurance Fraud are primarily responsible for insurance related fraud investigations.

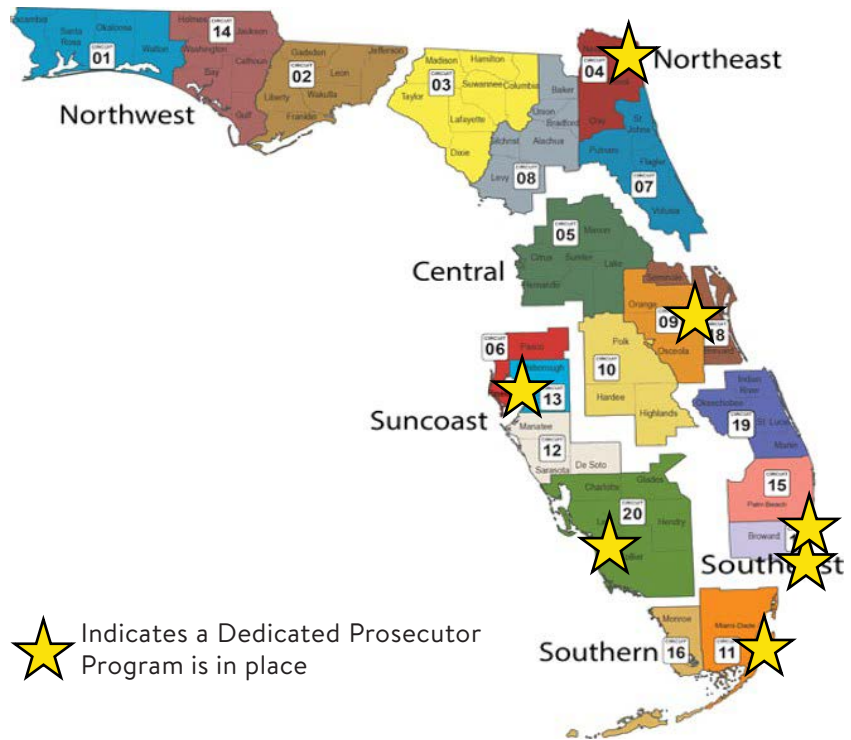
Detectives in the Bureau of Workers' Compensation Fraud investigate violations of Florida's Workers' Compensation laws including unlicensed contractors, false or exaggerated injury claims, presenting improper identification to obtain work and a variety of premium fraud schemes. These cases are often worked in concert with other state and local law enforcement agencies on special operations.

The Bureau of Insurance Fraud investigates alleged acts of insurance fraud that are not categorized under workers' compensation including licensee, healthcare, application, vehicle, homeowners, commercial, disability, and life insurance fraud. Within these categories are organized schemes to defraud the public and insurers, insolvency of insurance companies due to internal fraud, criminal activity by unauthorized entities illegally doing business in Florida, and viatical related fraud.

Statewide, DIFS presented 629 cases to prosecutors in Fiscal Year 2020-2021. Of those, 59% of the cases were presented to circuits with dedicated prosecutors. These presentations represent \$20,348,044.15 in restitution requested on behalf of victims. By close of the fiscal year, 106 cases were in closed status with a final disposition and 523 cases were in open status awaiting a final disposition.

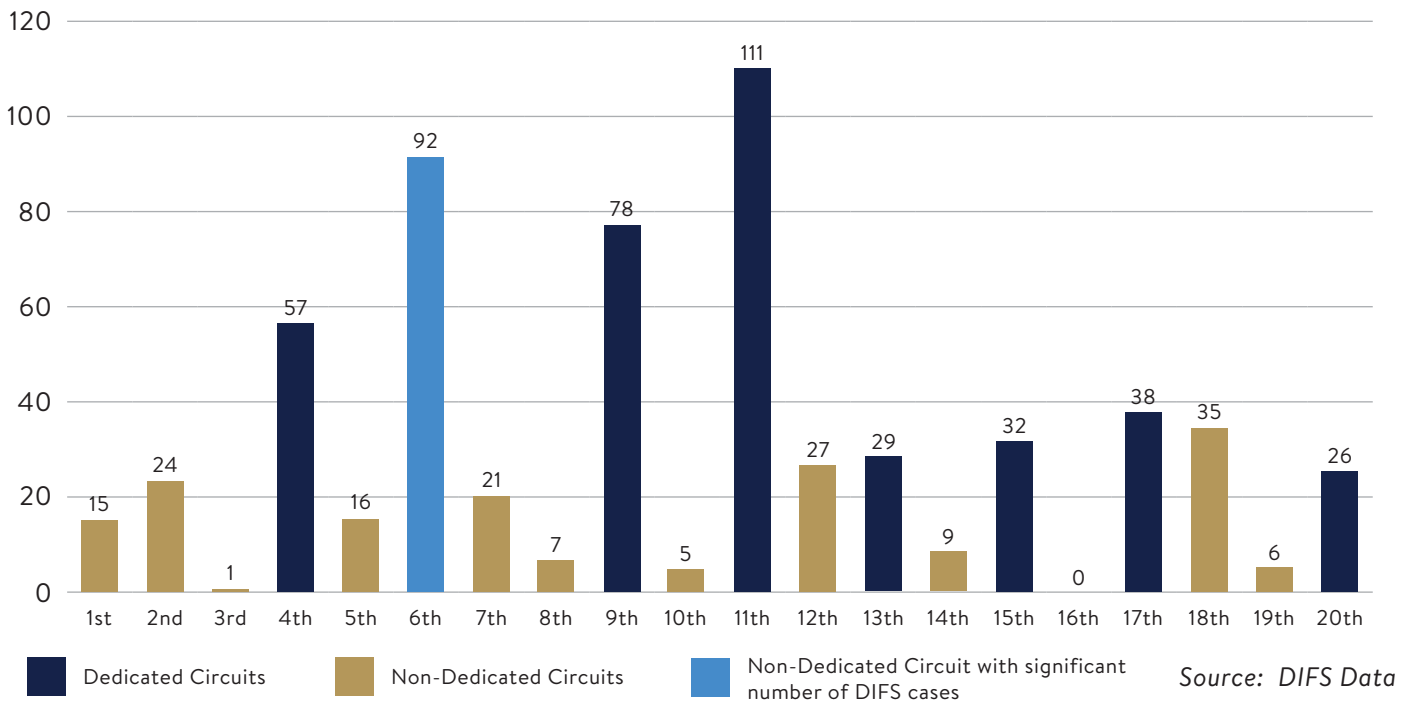
Fiscal Year 2020-2021 saw Florida's Circuit Courts order a total of \$5,858,660,64 in restitution to be paid by defendants to compensate victims for their losses, including \$3,266,506.33 in restitution ordered by the United States District Court for the Southern District of Florida on resolved cases.

- Dedicated Circuits**
- 4th:** Jacksonville
  - 9th:** Orlando
  - 11th:** Miami
  - 13th:** Tampa
  - 15th:** Palm Beach
  - 17th:** Ft. Lauderdale
  - 20th:** Ft. Myers



The following two pages display the total number of case presentations per individual circuit, a breakdown of those cases by type and circuit, the number of presented cases in which prosecutors declined to file charges and the number of successful prosecutions of DIFS cases in all circuits. The data for these two pages was obtained from DIFS records.

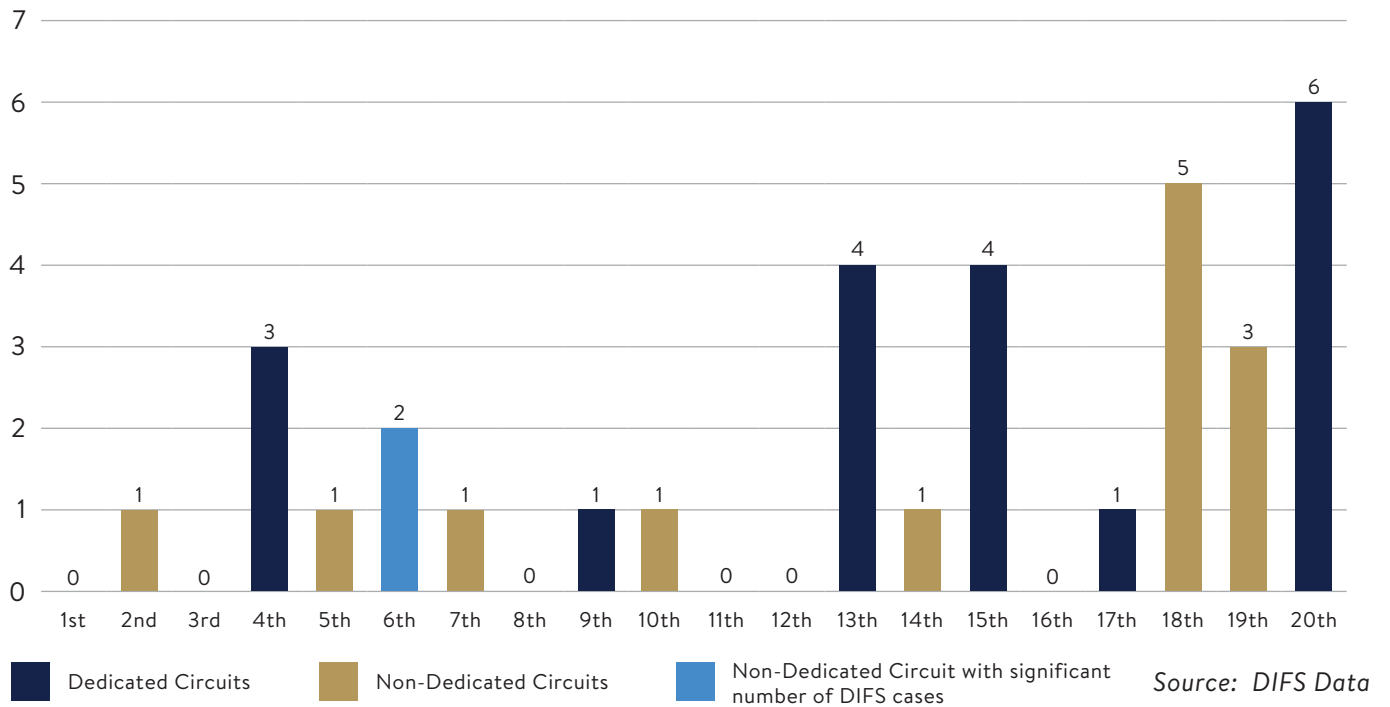
## Total Case Presentations By DIFS to All Circuits (629 Total)



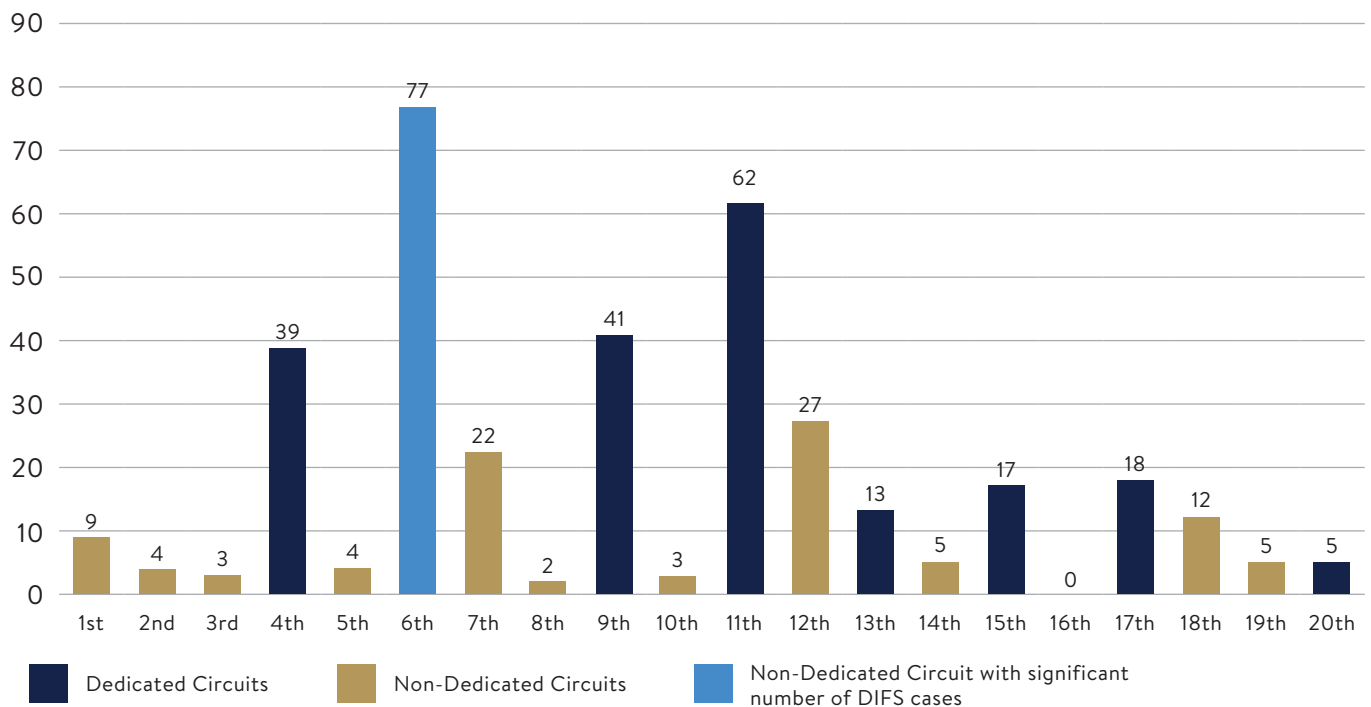
## DIFS Presentations Sorted by Case Type and Circuit

Circuit	WC	PIP	Application	Vehicle	Health-care	Home-owners	Licensee	Other	GrandTotal	%
1st	7		1	1	0	1	1	4	15	2.4%
2nd	1			6	1	2		14	24	3.8%
3rd								1	1	0.2%
4th (Jacksonville)	22	6	12	4	2	5	2	4	57	9.1%
5th	1		3	3		1	6	2	16	2.5%
6th (Pinellas & Pasco)	71	3	3	10	2		2	1	92	14.6%
7th	4	2	1	5		5	1	3	21	3.3%
8th			3			1	1	2	7	1.1%
9th (Orlando)	15	13	15	10	2	15	4	4	78	12.4%
10th	2		1		1			1	5	0.8%
11th (Miami)	38	47	1	2	14	1	7	1	111	17.6%
12th	17	2	6	1				1	27	4.3%
13th (Tampa)	4	7	5	3	1	3	2	4	29	4.6%
14th	5		1			2		1	9	1.4%
15th (Palm Beach)	9	5	4	2	5	1		6	32	5.1%
16th									0	0.0%
17th (Ft. Lauderdale)	10	5	4	2	6		4	7	38	6.0%
18th	7	6	12	5	1	1	3	0	35	5.6%
19th	1	2	1					2	6	1.0%
20th (Ft. Myers)	3	2	8	3	6	2		2	26	4.1%
<b>Grand total</b>	<b>217</b>	<b>100</b>	<b>81</b>	<b>57</b>	<b>41</b>	<b>40</b>	<b>33</b>	<b>60</b>	<b>629</b>	<b>100.0%</b>

## Total Declinations of DIFS Cases By All Circuits (34 Total)



## Successful Prosecutions of DIFS Cases By All Circuits (369 Total)



Source: DIFS Data.  
Successful prosecutions include cases presented and filed during prior fiscal years.

# Circuit Overviews

The following eight circuit overviews highlight individual circuits' statistical information. Pie charts display the aggregate data reported for all quarters of Fiscal Year 2020 -2021 by the dedicated prosecutors.

Table charts show the data captured by DIFS during the same time period.

## 4<sup>th</sup> Circuit: Jacksonville

- 2 Funded Prosecutors
- 1 Paralegals/Investigators

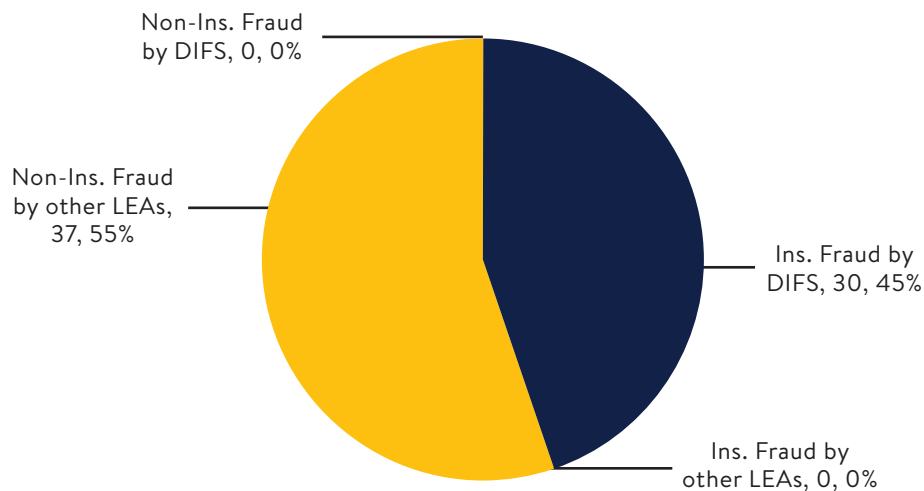
### Dedicated Prosecutors Reported:

- 30 Successful DIFS Prosecutions
- 15 Average Successful Prosecutions Per Funded Positions

### DIFS Data

Presentation Type	No. Presented
Application Fraud	12
Commercial Fraud	1
Disability Fraud	1
Financial Fraud	1
Healthcare Fraud	2
Homeowners Fraud	5
Licensee Fraud	2
Other Agency Assistance	1
Personal Injury Protection Fraud	6
Vehicle Fraud	4
Workers' Compensation Fraud	22
<b>Total Presentations</b>	<b>57</b>
<b>Total declinations</b>	<b>3</b>
Declination Rate	5.3%

### Successful Prosecutions by Dedicated Prosecutors



The Ninth Circuit began the fiscal year with two dedicated prosecutor positions and an additional attorney devoted to prosecuting insurance fraud who is not funded through the Dedicated Prosecutor Program appropriation. During the fourth quarter, the Ninth Circuit brought it's total to 2 funded and 1 unfunded attorney positions. Statistics for the unfunded prosecutor was provided voluntarily and is included in separate charts so that the full insurance fraud prosecution efforts of the Ninth Circuit is reflected in the report.

## 9th Circuit Dedicated Prosecutors: Orlando

- 2 Funded Prosecutors\*
- 2 Legal Assistants/Secretaries
- 1 Paralegal

\*As of 4th Quarter FY 20/21. There is an additional unfunded attorney position in this circuit whose data is reported separately.

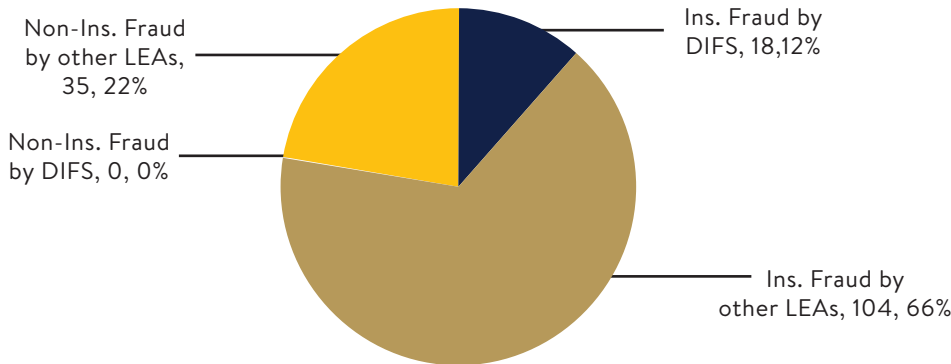
### Dedicated Prosecutors Reported:

- 18 Successful DIFS Prosecutions
- 9 Average Successful Prosecutions Per Funded Positions

### DIFS Data

Presentation Type	No. Presented
Application Fraud	15
Commercial Fraud	4
Healthcare Fraud	2
Homeowners Fraud	15
Licensee Fraud	4
Personal Injury Protection Fraud	13
Vehicle Fraud	10
Workers' Compensation Fraud	15
<b>Total Presentations</b>	<b>78</b>
<b>Total Declinations</b>	<b>1</b>
Declination Rate	0.0%

### Successful Prosecutions by Dedicated Prosecutors

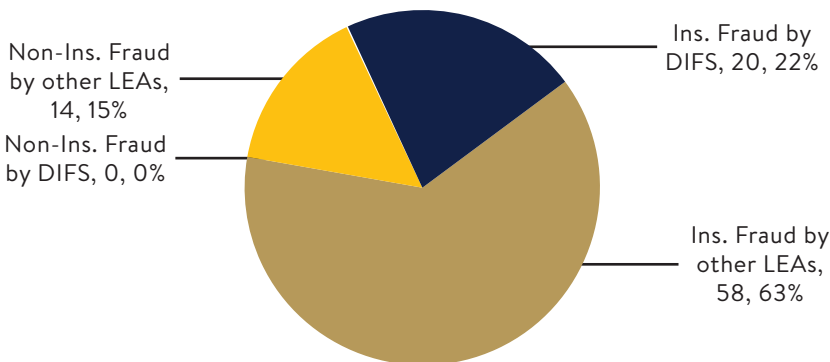


## 9th Circuit Unfunded Prosecutor: Orlando

- The 9th Circuit has 1 IF prosecutor **NOT FUNDED** by the Dedicated Prosecutor Program. The prosecutor voluntarily submitted the same quarterly data as the funded dedicated prosecutors.
- The following chart contains aggregate data for the 1 unfunded position and shows 20 successful DIFS prosecutions.
- These statistics along with those provided by funded prosecutors represents the full efforts of the 9th Circuit.

### FY 2020-21 9th Circuit Unfunded Prosecutors Data

Cases Filed	Insurance Fraud Cases	41
	Non-Insurance Fraud Cases	15
Cases Pending a Prosecution	Insurance Fraud Cases	84
	Non-Insurance Fraud Cases	36
Cases Where Position Provided Substantial Investigative Assistance	Insurance Fraud Cases	1
	Non-Insurance Fraud Cases	3
Cases Closed (All Disposition Types)	Insurance Fraud Cases	133
	Non-Insurance Fraud Cases	35
Cases in Diversion	Insurance Fraud Cases	5
	Non-Insurance Fraud Cases	5



## 11th Circuit: Miami

- 6 Funded Prosecutors\*
- 2 Paralegals/Investigators

\* The 11th Circuit reports a total of 8 funded positions. The GAA allocates 7 positions. This report reflects the data provided on 8 positions

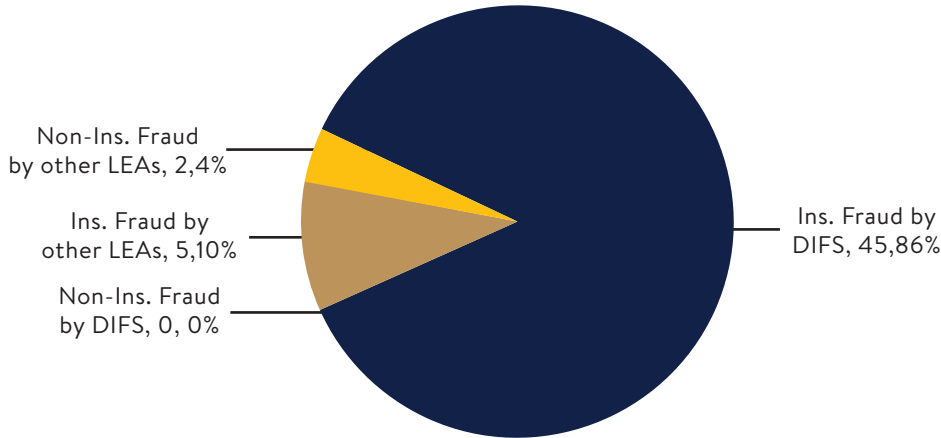
### Dedicated Prosecutors Reported:

- 45 Successful DIFS Prosecutions
- 7.5 Average Successful Prosecutions Per Funded Positions

### DIFS Data

Presentation Type	No. Presented
Application Fraud	1
Disability Fraud	1
Healthcare Fraud	14
Homeowners Fraud	1
Licensee Fraud	7
Personal Injury Protection Fraud	47
Vehicle Fraud	2
Workers Compensation Fraud	38
<b>Total Presentations</b>	<b>111</b>
<b>Total declinations</b>	<b>0</b>
Declination Rate	0.0%

### Successful Prosecutions by Dedicated Prosecutors



## 13th Circuit: Tampa

- 2 Funded Prosecutors\*
- 2 Paralegals/Investigators

\*This Circuit has 1 dedicated IF prosecutor who is in an unfunded positions. Their data is not included with the reported statistics.

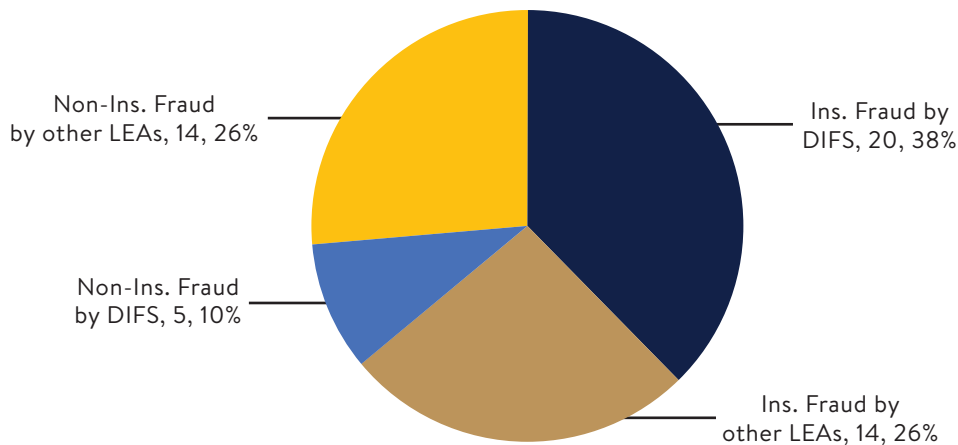
### Dedicated Prosecutors Reported:

- 20 Successful DIFS Prosecutions
- 10 Average Successful Prosecutions Per Funded Positions

### DIFS Data

Presentation Type	No. Presented
Application Fraud	5
Commercial Fraud	4
Healthcare Fraud	1
Homeowners Fraud	3
Licensee Fraud	2
Personal Injury Protection Fraud	7
Vehicle Fraud	3
Workers' Compensation Fraud	4
<b>Total Presentations</b>	<b>29</b>
<b>Total declinations</b>	<b>4</b>
Declination Rate	13.8%

### Successful Prosecutions by Dedicated Prosecutors



# 15th Circuit: West Palm Beach

- 2 Funded Prosecutors
- 2 Legal Assistants/Secretaries

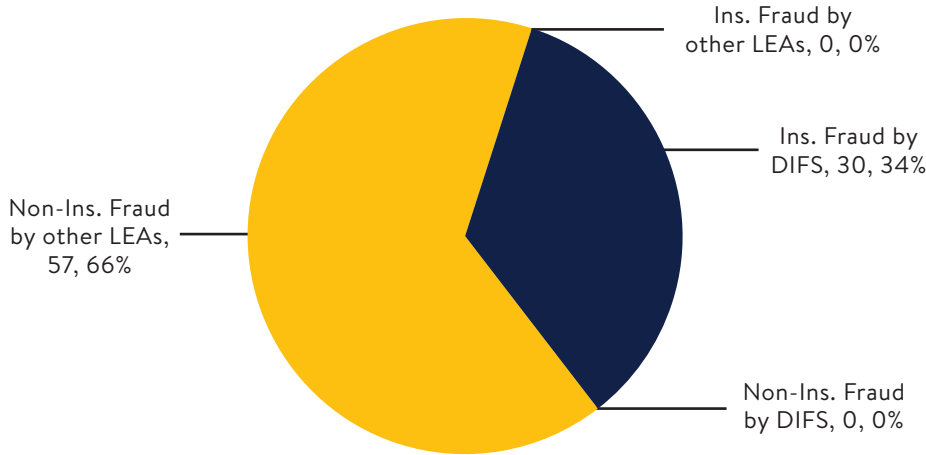
## Dedicated Prosecutors Reported:

- 30 Successful DIFS Prosecutions
- 15 Average Successful Prosecutions Per Funded Positions

## DIFS Data

Presentation Type	No. Presented
Application Fraud	4
Commercial Fraud	4
Financial Fraud	1
Healthcare Fraud	5
Homeowners Fraud	1
Life Insurance Fraud	1
Personal Injury Protection Fraud	5
Vehicle Fraud	2
Workers' Compensation Fraud	9
<b>Total Presentations</b>	<b>32</b>
<b>Total Declinations</b>	<b>4</b>
Declination Rate	12.5%

## Successful Prosecutions by Dedicated Prosecutors



# 17th Circuit: Ft. Lauderdale

- 2 Funded Prosecutors\*
- 2 Paralegals/Investigators

\*This Circuit has 1 dedicated IF prosecutor who is in an unfunded position. Their data is not included with the reported statistics.


## Dedicated Prosecutors Reported:

- 6 Successful DIFS Prosecutions
- 3 Average Successful Prosecutions Per Funded Positions

## DIFS Data

Presentation Type	No. Presented
Application Fraud	4
Commercial Fraud	5
Disability Fraud	2
Healthcare Fraud	6
Licensee Fraud	4
Personal Injury Protection Fraud	5
Vehicle Fraud	2
Workers Compensation Fraud	10
<b>Total Presentations</b>	<b>38</b>
<b>Total declinations</b>	<b>1</b>
Declination Rate	2.6%

## Successful Prosecutions by Dedicated Prosecutors



## 20th Circuit: Ft. Myers

- 1 Funded Prosecutors
- 1 Paralegals/Investigators

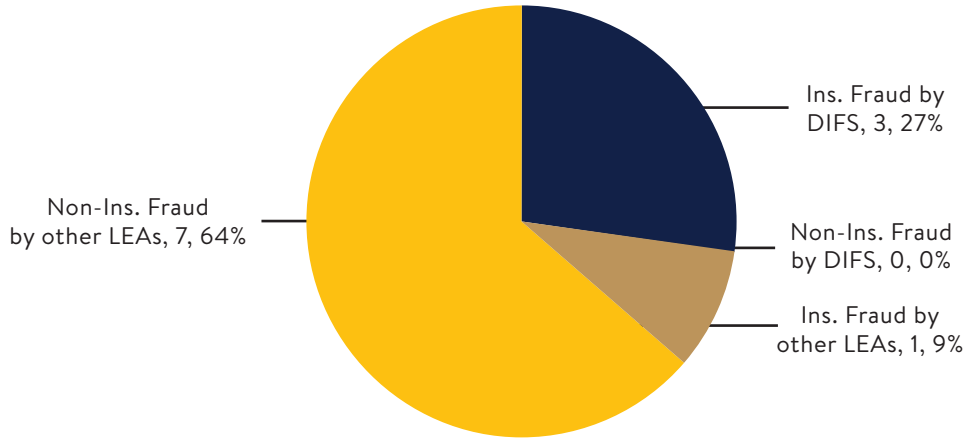
### Dedicated Prosecutors Reported:

- 3 Successful DIFS Prosecutions
- 3 Average Successful Prosecutions Per Funded Positions

### DIFS Data

Presentation Type	No. Presented
Application Fraud	8
Disability Fraud	1
Healthcare Fraud	6
Homeowners Fraud	2
Marine Fraud	1
Personal Injury Protection Fraud	3
Workers Compensation Fraud	3
<b>Total Presentations</b>	<b>26</b>
<b>Total declinations</b>	<b>6</b>
<b>Declination Rate</b>	<b>23.1%</b>

### Successful Prosecutions by Dedicated Prosecutors



## 6th Circuit: St. Petersburg (A Non-Dedicated Circuit)

Although not part of the Dedicated Prosecutor Program, the Sixth Circuit prosecuted a significant number of DIFS workers' compensation fraud investigations. That data is included as well.

In Fiscal Year 2020-2021, DIFS presented 92 cases for prosecution to the Sixth Circuit, which constitutes 15% of all DIFS presentations.

Cases include 71 workers' compensation fraud presentations resulting from special operations that involved the combined efforts of DIFS, Pinellas County Sheriff's Office, and Pinellas County Consumer Services.

The Sixth Circuit achieved 77 successful prosecutions during the fiscal year.

### DIFS Data

Presentation Type	No. Presented
Application Fraud	3
Commercial Fraud	1
Healthcare Fraud	2
Licensee Fraud	2
Personal Injury Protection Fraud	3
Vehicle Fraud	10
Workers' Compensation Fraud	71
<b>Total Presentations</b>	<b>92</b>
<b>Total declinations</b>	<b>2</b>
<b>Declination Rate</b>	<b>2.2%</b>



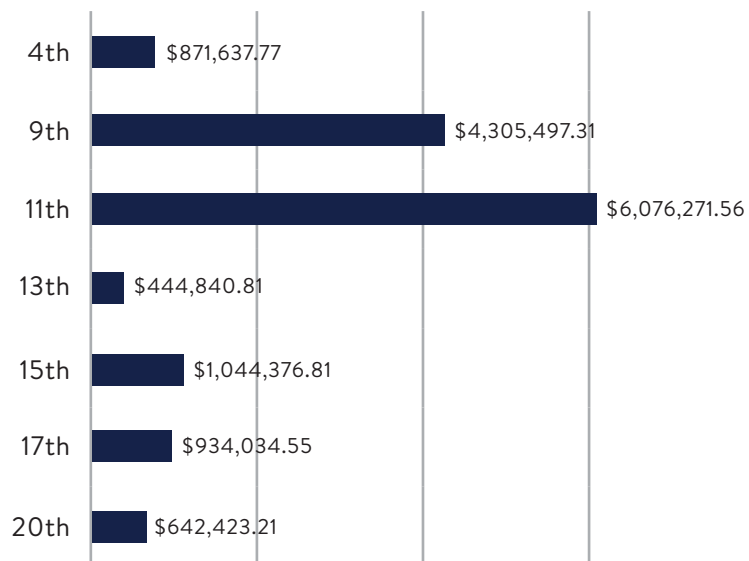
# Restitution Amounts Requested And Ordered

Many of the crimes investigated by DIFS agents include a significant financial loss to crime victims. Where applicable, DIFS requests that prosecutors seek restitution on a victim's behalf during prosecution of the case. During Fiscal Year 2020-2021, DIFS requested \$20,348,044.15 in restitution on behalf of victims in its total presented cases. Additionally, during this fiscal year, Florida Courts ordered \$5,858,660.64 to be paid as victim restitution in DIFS cases which resolved during this time.

## Restitution Requested on DIFS Cases

Restitution requested indicates the restitution amounts requested on cases presented in Florida's circuits during the fiscal year.

Dedicated Prosecutor Circuits	Restitution Requested Amount
4th	\$871,637.77
9th	\$4,305,497.31
11th	\$6,076,271.56
13th	\$444,840.81
15th	\$1,044,376.81
17th	\$934,034.55
20th	\$642,423.21
<b>Total</b>	<b>\$14,319,082.02</b>

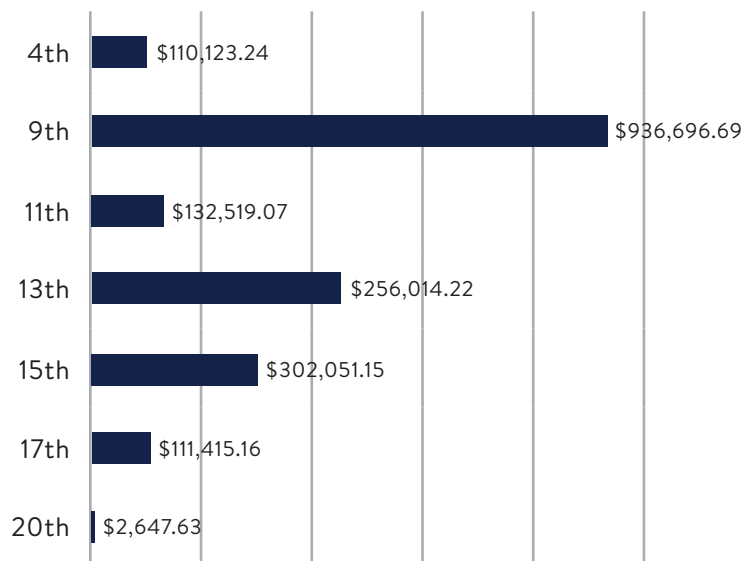


Source: DIFS Data

## Restitution Ordered on DIFS Cases

Restitution ordered will always include restitution amounts that were requested on cases that may have been presented in prior fiscal years but resolved during the current one.

Dedicated Prosecutor Circuits	Restitution Ordered Amount
4th	\$110,123.24
9th	\$936,696.69
11th	\$132,519.07
13th	\$256,014.22
15th	\$302,051.15
17th	\$111,415.16
20th	\$2,647.63
<b>Total</b>	<b>\$1,851,467.16</b>



Source: DIFS Data. Numbers include cases filed in prior fiscal years that were resolved in Fiscal Year 2020-2021.

These tables depict Restitution Requested and Restitution Ordered on DIFS Cases in all circuits.

## Restitution Requested on DIFS Cases in ALL Circuits

Circuit	Restitution Requested Amount
1st	\$116,558.96
2nd	\$5,150,912.54
3rd	\$2,714.43
4th	\$871,637.77
5th	\$31,795.83
6th	\$270,171.45
7th	\$234,925.35
8th	\$10,704.05
9th	\$4,305,497.31
10th	\$19,546.00
11th	\$6,076,271.56
12th	\$34,604.63
13th	\$444,840.81
14th	\$0.00
15th	\$1,044,376.81
16th	\$6,000.00
17th	\$934,034.55
18th	\$13,157.16
19th	\$28,505.00
20th	\$642,423.21
STATEWIDE PROSECUTOR	\$109,366.73
<b>Grand Total</b>	<b>\$20,348,044.15</b>

Source: DIFS Data

## Restitution Ordered on DIFS Cases in ALL Circuits

Circuit	Restitution Ordered Amount
1st	\$24,746.28
2nd	\$342.63
3rd	\$10,000.00
4th	\$110,123.24
5th	\$35,031.69
6th	\$272,396.44
7th	\$80,541.75
8th	\$46,381.99
9th	\$936,696.69
10th	\$8,000.00
11th	\$132,519.07
12th	\$14,814.20
13th	\$256,014.22
14th	\$4,110.21
15th	\$302,051.15
16th	\$0.00
17th	\$111,415.16
18th	\$71,314.68
19th	\$173,007.28
20th	\$2,647.63
FEDERAL-MIDDLE DISTRICT OF FLORIDA	\$3,266,506.33
<b>Grand Total</b>	<b>\$5,858,660.64</b>

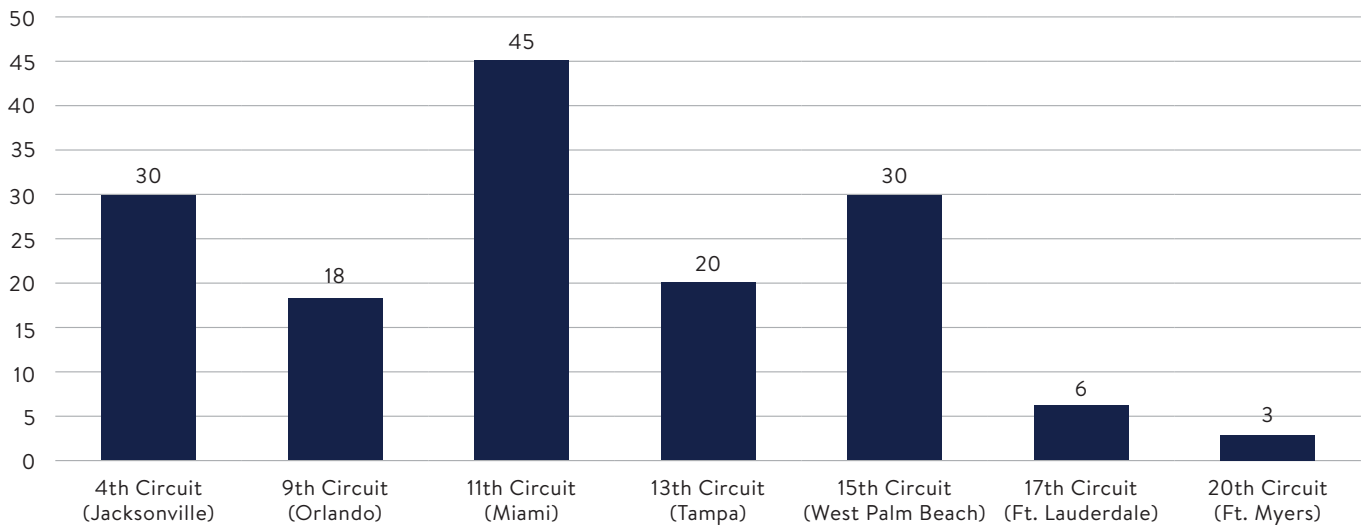
Source: DIFS Data

# Successful Prosecutions

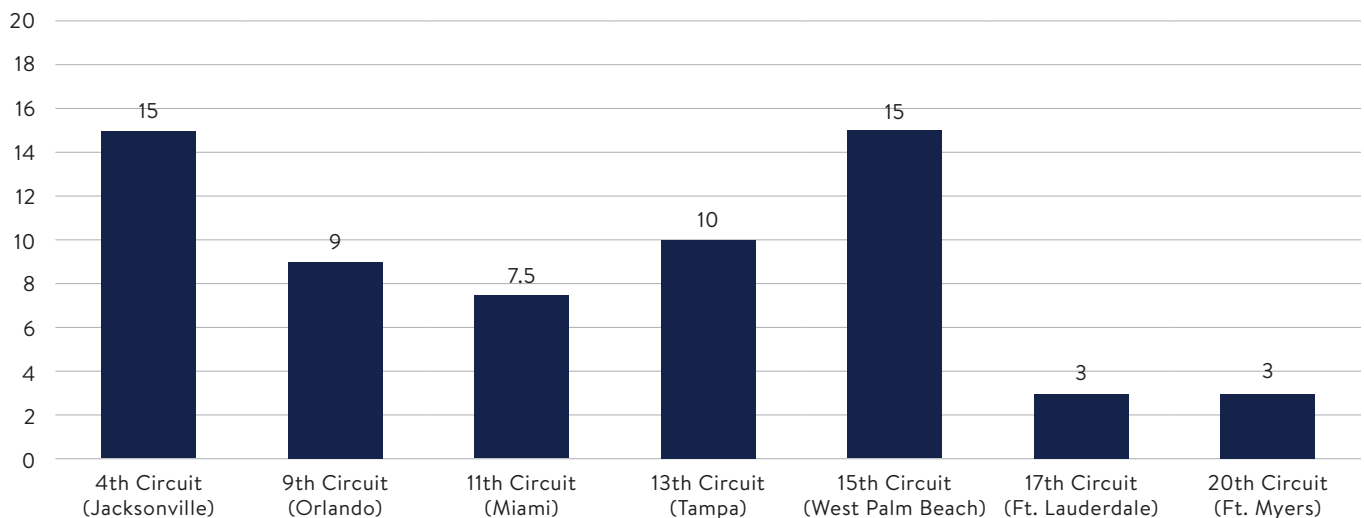
The following three graphs illustrate the number of successful prosecutions of DIFS cases by dedicated prosecutors separated by circuit; the average number of successful prosecutions of DIFS cases by funded positions, and the number of insurance fraud contrasted with other crime types successfully prosecuted during the fiscal year.

The data in these graphs was obtained from the quarterly reports submitted by dedicated prosecutors.

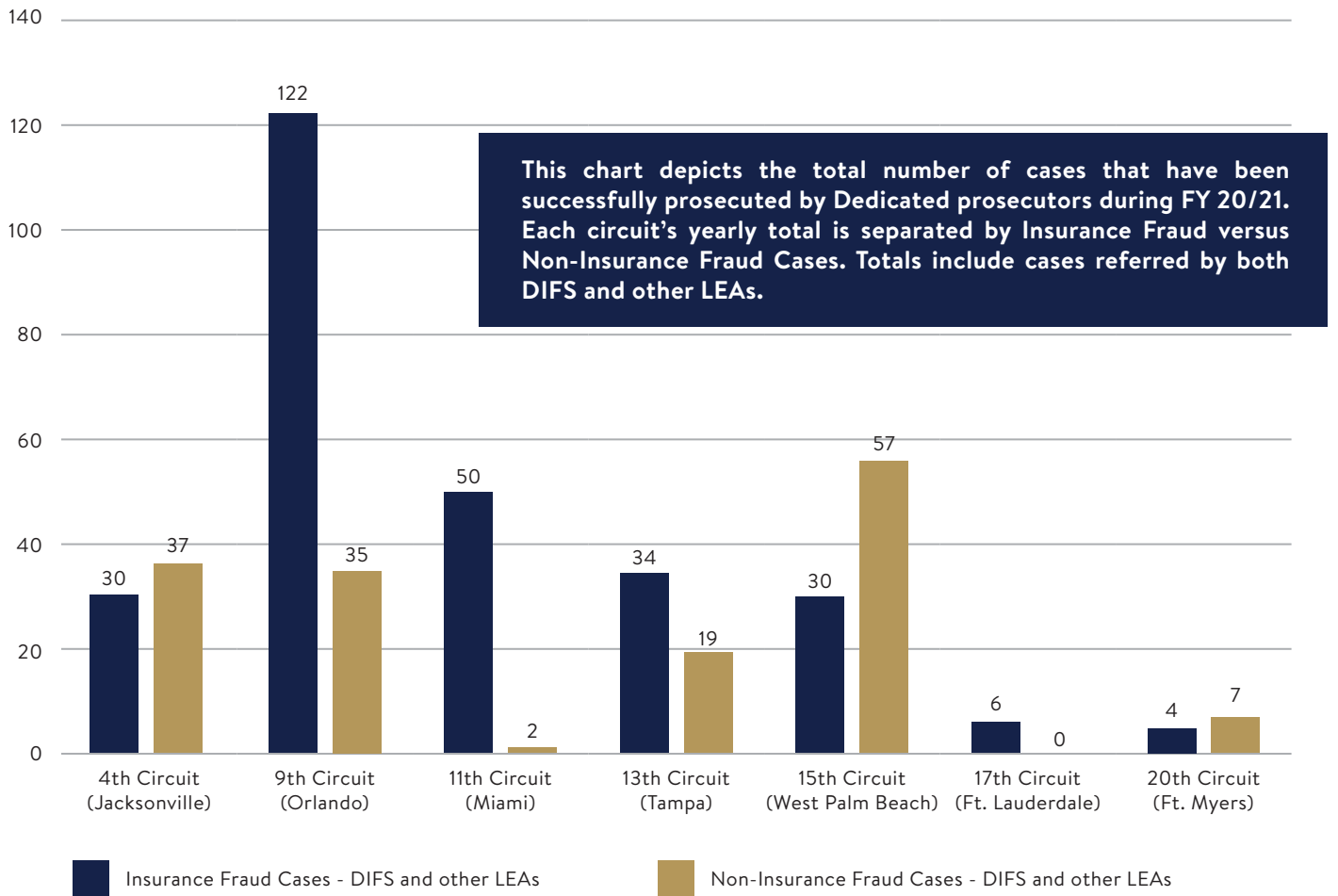
## Successful Prosecutions of DIFS Insurance Fraud Cases by Dedicated Prosecutors (Total 152)



## Average Number of Successful Prosecutions of DIFS Insurance Fraud Cases Per Funded Position



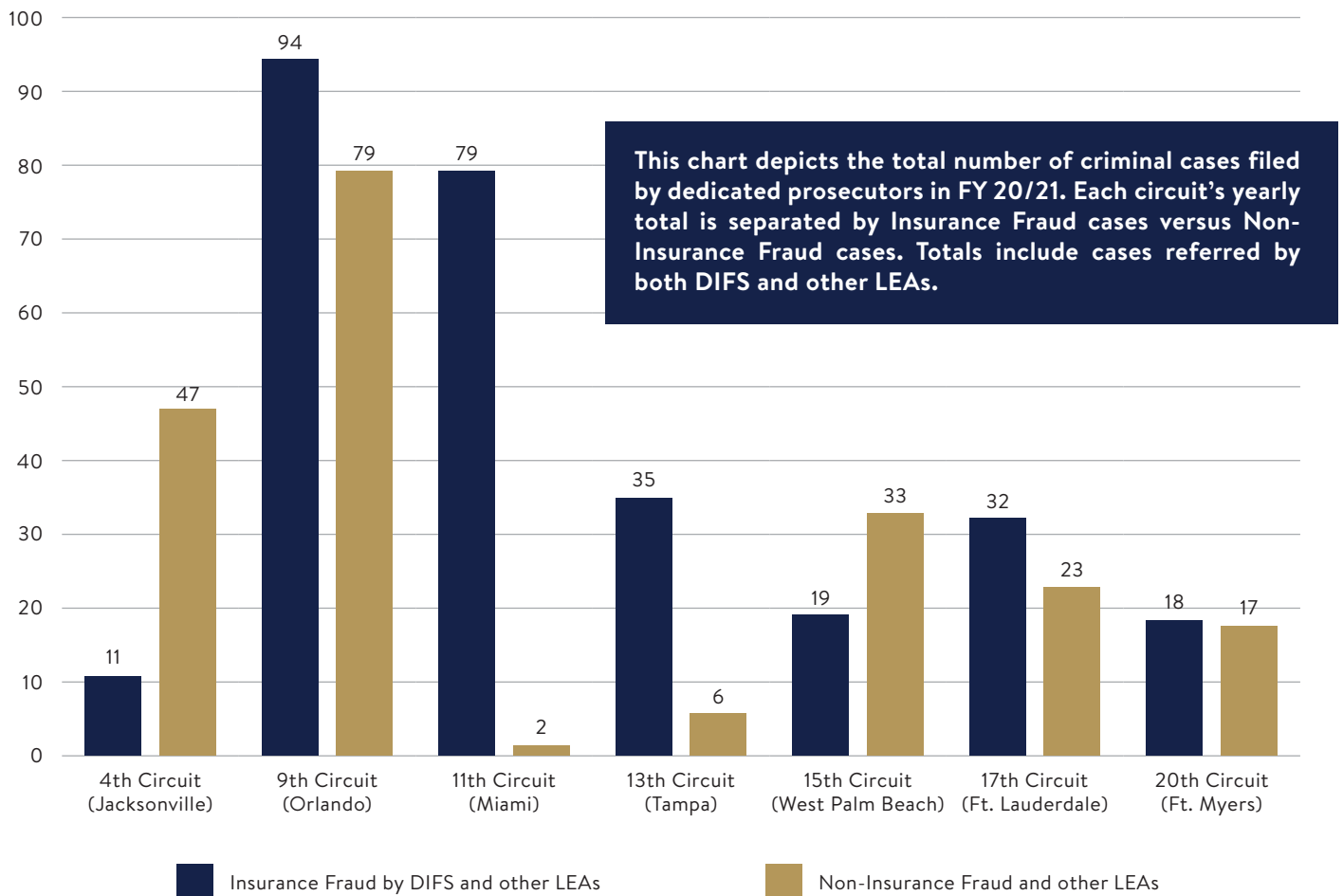
# Successful Prosecutions All Case Types - DIFS And Other LEAs



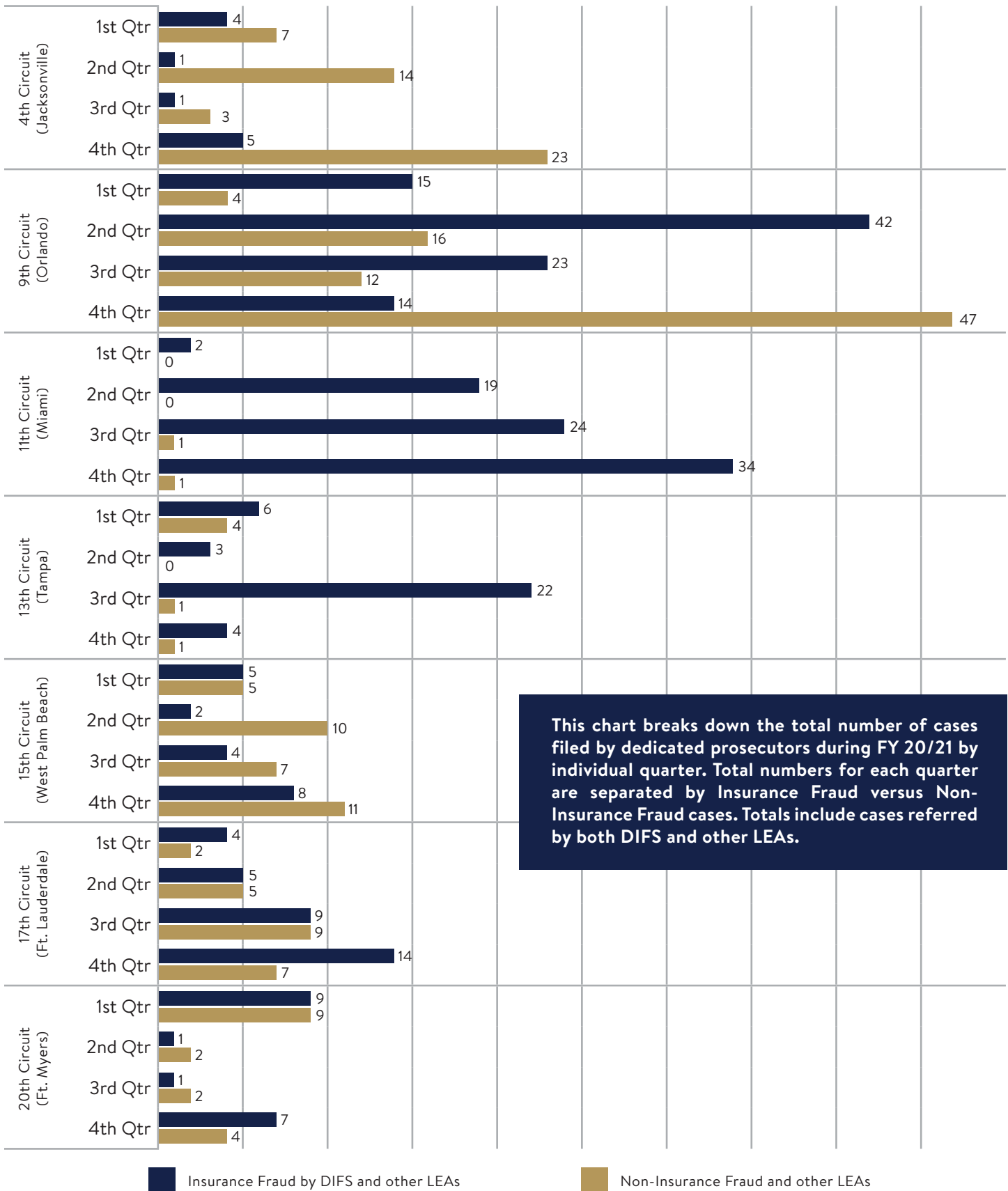
# Required Statistical Data By Quarter

The following graphs display the statutorily required reported data; cases filed, cases closed, cases pending a filing decision, cases in which a prosecutor provided substantial investigative assistance, and cases in diversion for each of the circuits participating in the Dedicated Prosecutor Program. The data in these graphs was obtained from the quarterly reports submitted by dedicated prosecutors and is presented by quarter with a yearly total. Cases in these three data groups are fluid and may remain in a given status across multiple quarters.

## Total Cases Filed

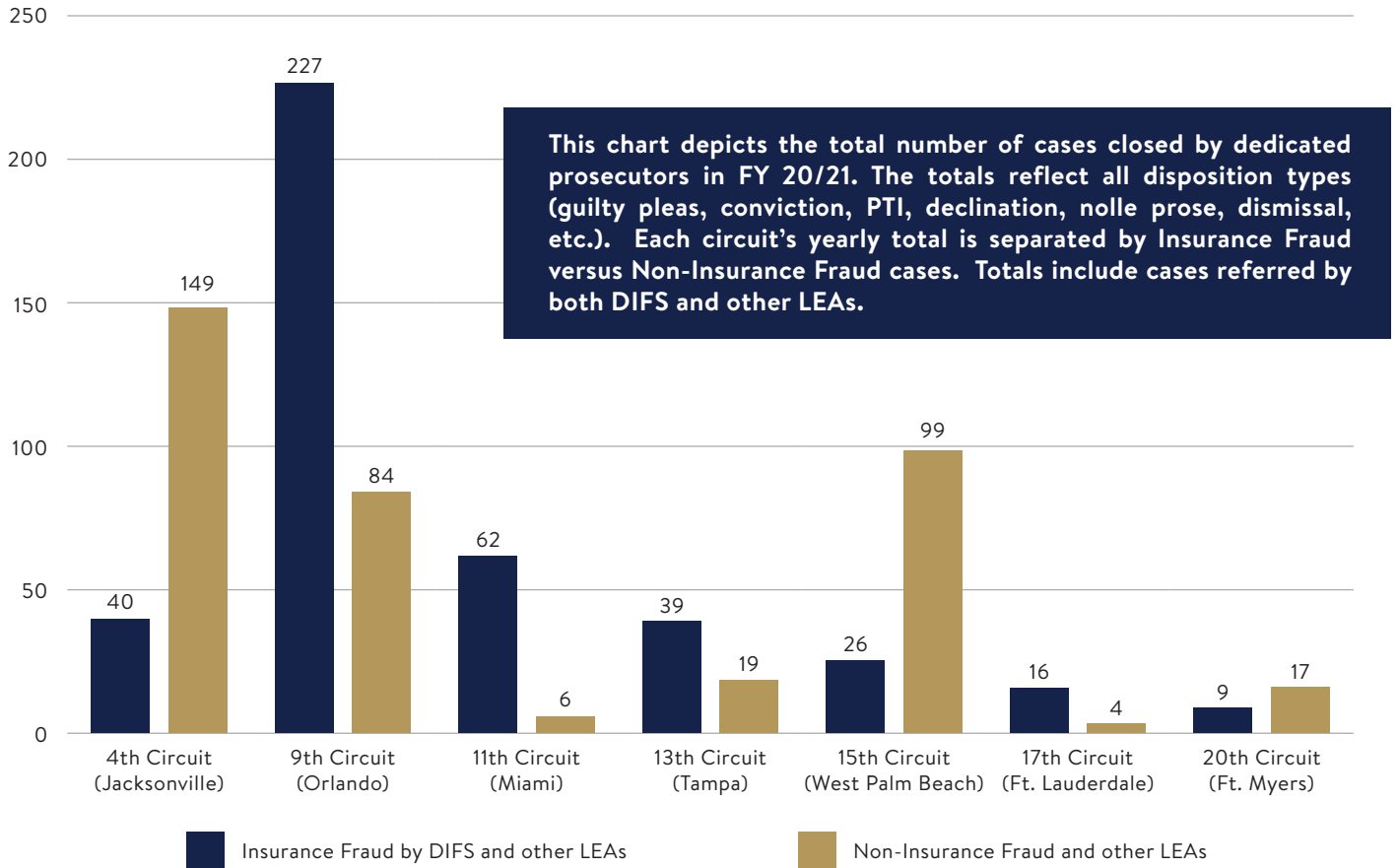


# Cases Filed: Quarterly Snapshot

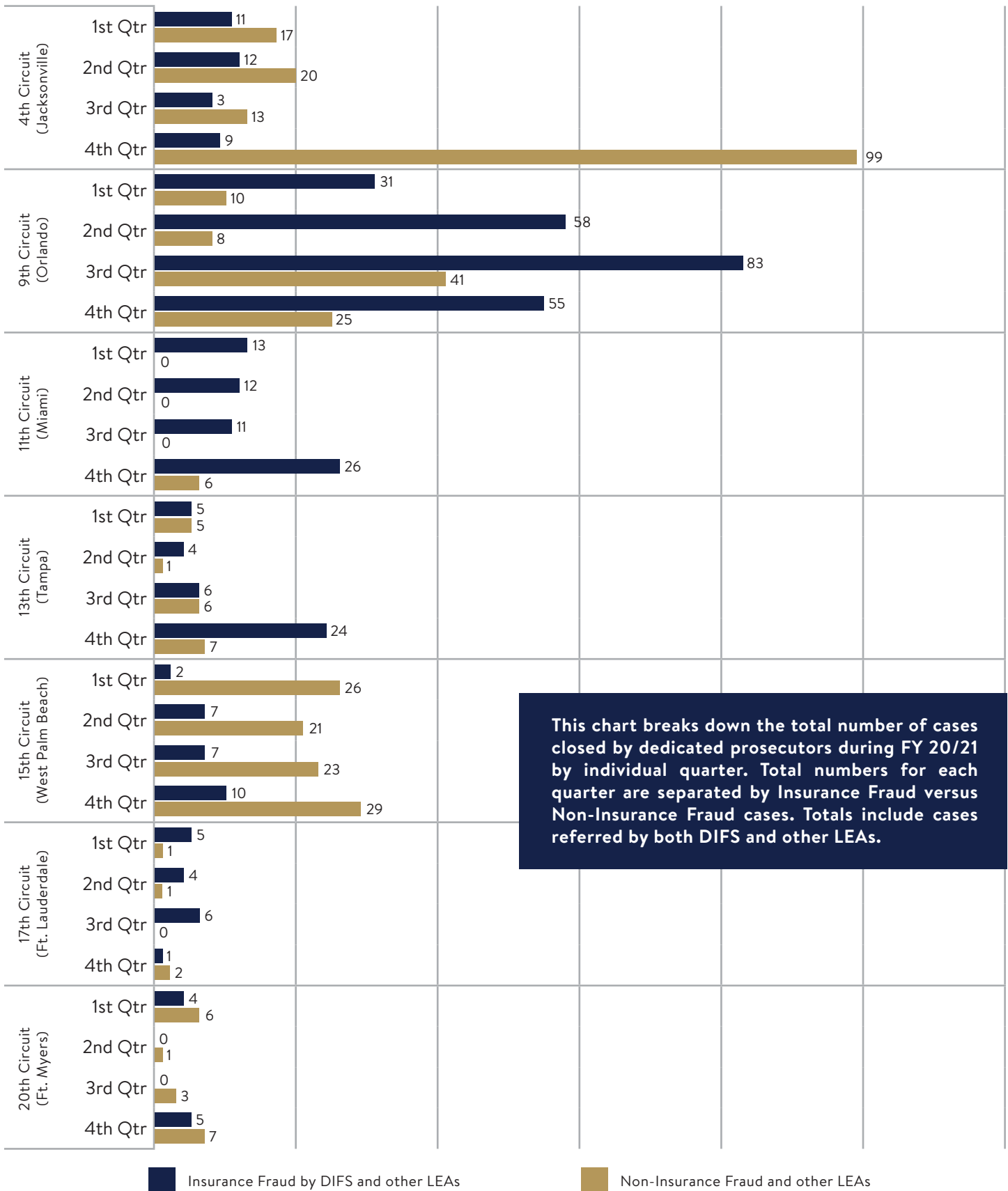


This chart breaks down the total number of cases filed by dedicated prosecutors during FY 20/21 by individual quarter. Total numbers for each quarter are separated by Insurance Fraud versus Non-Insurance Fraud cases. Totals include cases referred by both DIFS and other LEAs.

# Total Cases Closed (All Disposition Types)

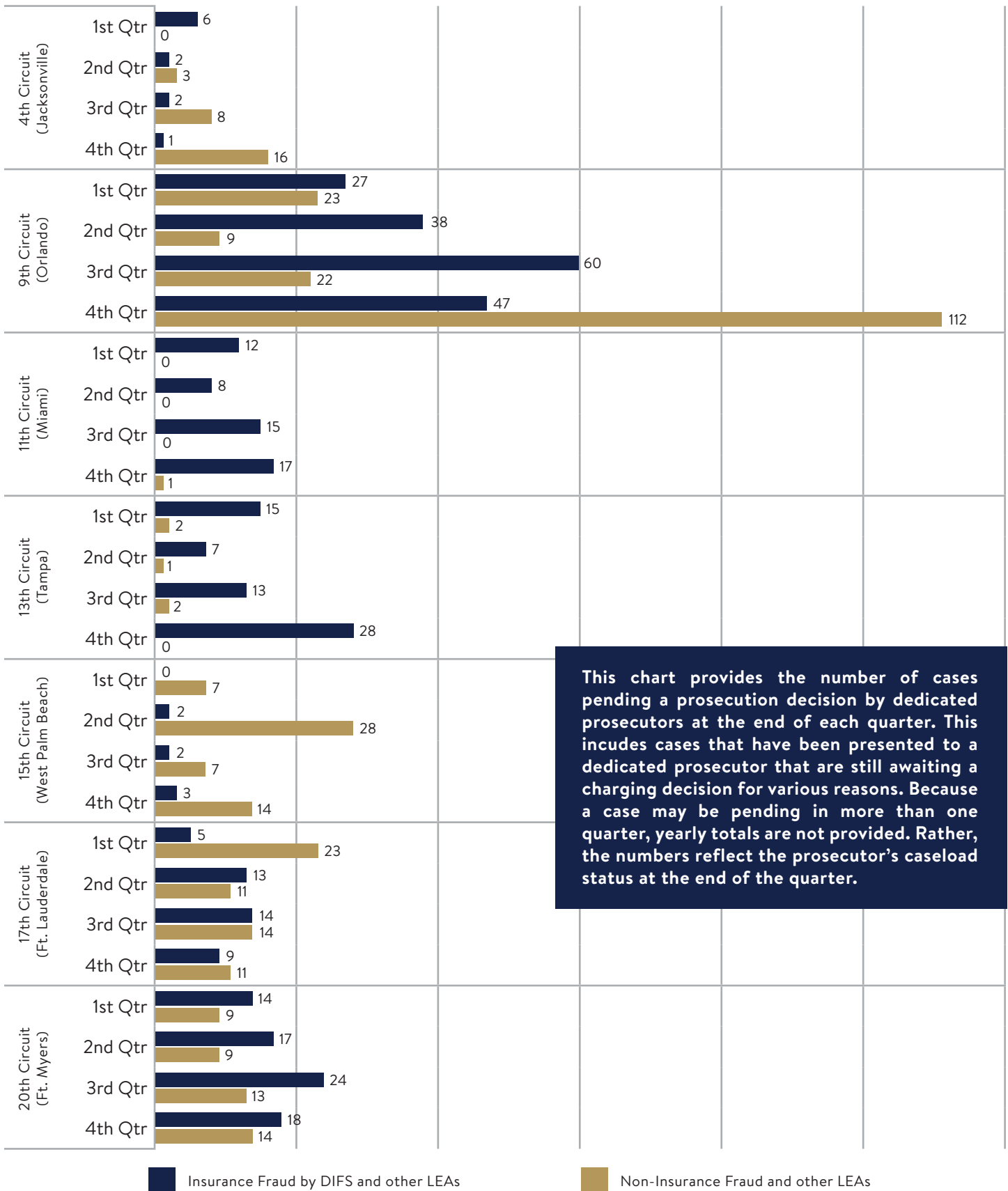


# Cases Closed (All Disposition Types): Quarterly Snapshot

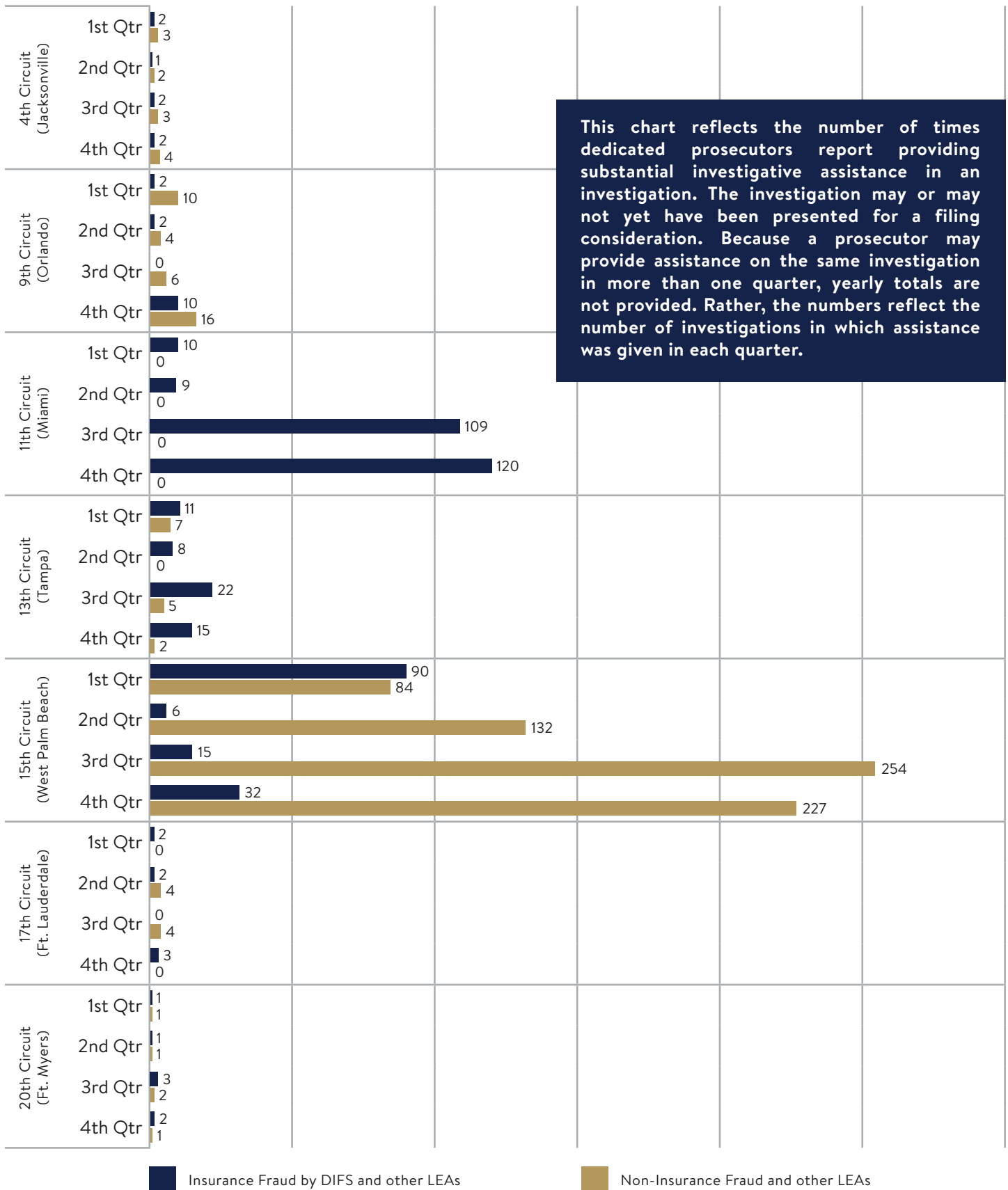




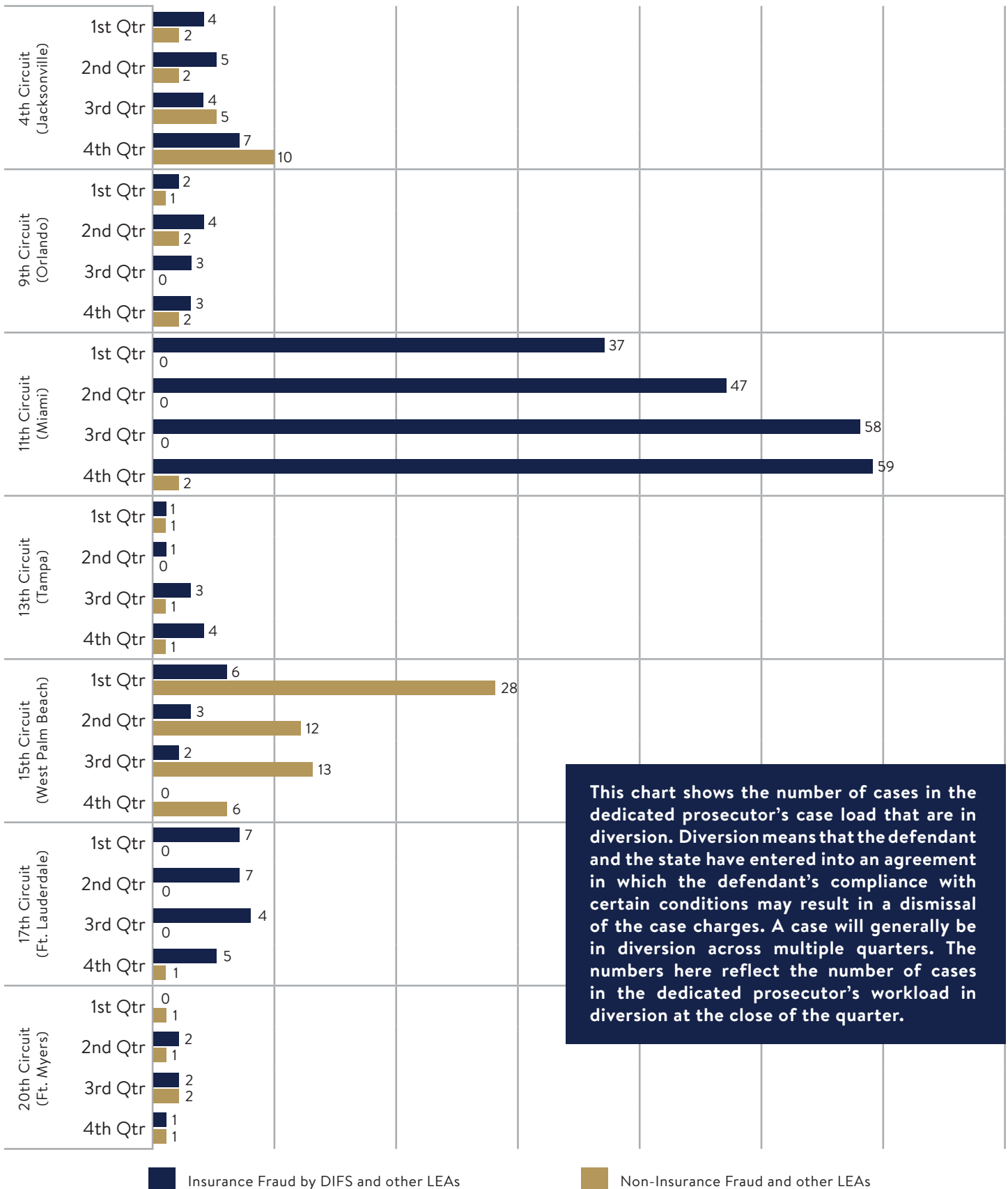
# Cases Pending a Prosecution Decision for all Quarters: Quarterly Snapshot



# Cases in Which A Prosecutor Provided Substantial Investigative Assistance for all Quarters: Quarterly Snapshot



## Cases in Diversion: Quarterly Snapshot



**FLORIDA DEPARTMENT OF FINANCIAL SERVICES  
DIVISION OF INVESTIGATIVE AND FORENSIC SERVICES**

200 East Gaines Street  
Tallahassee, FL  
32399-0318

