


RW Task Timeliness

Direct Impact Task Timeliness



Direct Impact Task Timeliness:


Score = 98.1%

Submitted On Time = 36

Submitted Late = 6

Pending Submission = 0

Other Task Timeliness



Other Task Timeliness:

Score = 97.27%


Submitted On Time = 74

Submitted Late = 3

Pending Submission = 0

RW Task Completeness

Direct Impact Task Completeness



Direct Task Completeness:


Score = 90.00%

Submitted Complete = 30

Submitted Incomplete = 3

Completed After Submission = 8

Other Task Completeness



Other Task Completeness:

Score = 95.71%

Submitted Complete = 46

Submitted Incomplete = 0

Completed After Submission = 3

The RW Task Timeliness dials reflect the timeliness of your agency's submission of all RW tasks based on the task due date. Calculations are based on all RW tasks to date.

The RW Task Completeness dials reflect the completeness of your agency's task submissions based on the task rubric. Calculations of task completeness includes all RW Tasks since RW 512.

Change Champion Network:

Unique Filled Role = 6

Duplicate Filled Role = 8

Vacant Role = 0

The Change Champion Network composition reflects the completeness of your CCN makeup.

The dials above include an intuitive Green-Yellow-Red spectrum, where green indicates the measure is in a positive range, yellow represents that the gaps in expected results present an increasing risk to the agency, and red indicates that there are significant gaps in expected results that present an elevated risk level for the agency.

RW Tasks - Completed or Open Items										
Project Impact	Critical Operational Element	Task ID	Task Name	Task Planned Start Date	Task Planned End Date	Agency Reported Task Progress	Agency Submission Date	Status Comment	Project Verification of Completion	Agency Corrected Submission Date
Direct	Technology	576	Complete Internal Agency Business System Test and Remediation to prepare for Cycle 2 - Technical Interface Testing	01/06/25	07/25/25	100% - Submitted	03/03/25		Submission Complete	
Indirect	Processes	574	Prepare Documentation for User Acceptance Testing	06/02/25	10/03/25	75% - Consolidating/Inputting Information for Submission				
N/A	People	610	Update Authorized Smartsheet Users	06/23/25	07/11/25	100% - Submitted	06/24/25		N/A	
Direct	Technology	591	Confirm IDP Configuration for Florida PALM	06/23/25	07/11/25	100% - Submitted	06/25/25		Submission Complete	
Indirect	N/A	593	Update Agency Readiness Certification #1	06/23/25	07/18/25	100% - Submitted	07/16/25		Submission Complete	
N/A	N/A	611	Submit Bimonthly Agency Readiness Status Report	07/01/25	07/10/25	100% - Submitted	07/07/25		Submission Complete	
N/A	People	616	Share Florida PALM Updates	07/14/25	07/25/25	100% - Submitted	07/22/25		Submission Complete	
Direct	People	573-B	Complete and Submit End User Role Mapping Worksheet for remaining End Users.	07/14/25	10/03/25	50% - In Progress				
Indirect	N/A	660	Submit Monthly Progress Report - Testing	08/04/25	08/29/25	100% - Submitted	08/27/25		Submission Complete	
Direct	Data	587-A	Complete Data Cleansing Based on Mock Conversion 3	08/11/25	10/03/25	50% - In Progress				
Direct	Data	587-B	Complete Data Cleansing Based on Mock Conversion 3 – APC001 Suppliers	08/11/25	10/03/25	100% - Submitted	08/22/25			
Direct	Data	587-C	Complete Data Cleansing Based on Mock Conversion 3 – PCC001 Projects	08/11/25	10/03/25	50% - In Progress				
Direct	Data	661	Update Conversion Field Mapping	08/11/25	10/03/25	50% - In Progress				
Direct	Data	662	Submit Updated Configuration Workbooks	08/11/25	10/03/25	50% - In Progress				
N/A	N/A	617	Submit Bimonthly Agency Readiness Status Report	08/29/25	09/10/25	100% - Submitted	09/08/25			
Indirect	N/A	664	Submit Monthly Progress Report - Testing	09/02/25	09/30/25	50% - In Progress				

Agency Reported

The Risks, Issues, and Assumptions tables below display only items that were marked confirmed and were opened/logged, closed/resolved or active during the reporting period.

FWC Risks										
Status	Date Opened	Date Closed	Risk Category	Risk Title	Trend	Risk Rating	Background	Monitor/Mitigation Plan/Resolution	Impact if Risk Becomes an Issue	Reporting Period Comments for July - August 2025
Open and Monitoring	11/06/23		Staffing/Resource Availability	Limited subject matter expert (SME) availability	Increasing	6 (Medium/High)	Our agency is short-staffed, therefore, we have limited access to SMEs	1. Identify any planned schedule issues 2. Obtain and include backup resources in activities	If SMEs aren't available to learn and test the system, we will have issues once we go live.	No change

Open and Monitoring	11/06/23		Staffing/Resource Availability	Team Attrition	Stable	6 (Medium/High)	People come and go	1. Ensure sufficient cross training in all project activities 2. Establish and enforce adequate documentation standards	If team members leave, they take all their knowledge with them, making it that much harder for whoever is left once we go live.	No change
Open and Monitoring	11/06/23		Training	Resistance to change	Stable	4 (Medium/Medium)	We have a workforce that is familiar with current processes, any type of change, causes fear amongst the team members.	1. Include impacted stakeholders early in the process and often 2. Educate the reason for the change and impact	If folks don't get on board with the changes, we will have issues once we go live	No change
Open and Monitoring	08/09/24		Training User Acceptance Testing	There is no communication plan between PALM, Enterprise systems and the agencies. FWC is unable to accurately define impacts to processes and potentially agency business systems.	Stable	4 (Medium/Medium)	Agencies are very dependent upon the enterprise systems, since Florida PALM is not managing a communication plan as part of the process, agencies are left hoping there is communication going to occur.	1. FWC Analysis, design, and system remediation is being based on calculated assumptions	If we learn of enterprise changes too late in the process, we will be at risk for not being able to perform the needed activities within those applications at go live.	No change
Open and Monitoring	11/06/23		Interface	Not all PALM interfaces are fully designed/documented, additionally currently defined interfaces are subject to change.	Stable	1 (Low/Low)	Since Florida PALM is using an agile development approach interfaces aren't fully designed and documented prior to agencies needing to do development/remediation activities	1. FWC Analysis and design is being based on calculated assumptions	If interfaces change too late in the game, we will be at risk for not being able to process incoming files once we go live.	No change

FWC Issues									
Status	Date Opened	Date Closed	Issue Category	Issue Title	Priority	Background	Action Plan	Planned or Actual Resolution Date	Reporting Period Comments for July - August 2025

FWC Assumptions					
Critical Operational Elements	Assumption	Status	Date Logged or Removed	Impacted Stakeholder(s) and/or System(s)	Reporting Period Comments for July - August 2025

Agency Sponsor Confirmation

As Agency Sponsor, I understand my role and responsibility for monitoring and reporting on my agency's readiness status. I have reviewed and confirmed the accuracy of my agency's readiness status as reflected in this dashboard.

Agency Sponsor Name: *

☐ Confirm *

Submit

[Privacy Policy](#) | [Report Abuse](#)

FWC Status Report Confirmation			
Reporting Period	Agency Sponsor Name:	Confirmed By:	Confirmation Date:
July - August 2025	Jessica Crawford	jessica.crawford@myfwc.com	09/08/25
May - June 2025	Jessica Crawford	jessica.crawford@myfwc.com	07/07/25
May - June 2025	Jessica Crawford	jessica.crawford@myfwc.com	07/05/25
March - April 2025	Jessica Crawford	jessica.crawford@myfwc.com	05/07/25
January - February 2025	Jessica Crawford	jessica.crawford@myfwc.com	03/05/25