
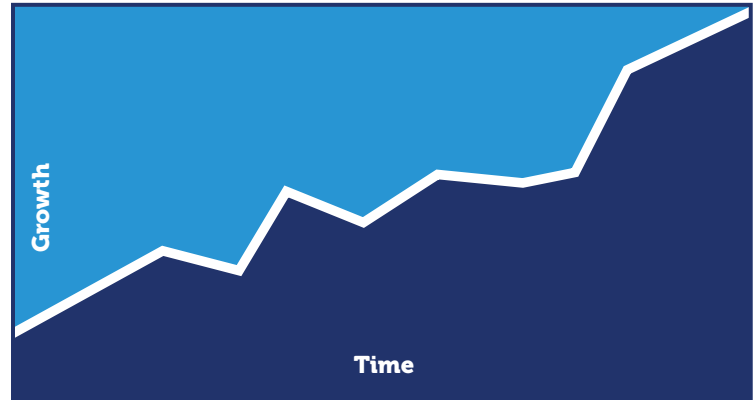


Types of Investments

Mutual Funds

Mutual Funds respond to the ebbs and flows of the financial markets and the overall economy. Each Investment Provider has a menu of Mutual Funds to choose from. Each Mutual Fund falls into an asset category, which identifies what types of stocks or bonds are held within that fund. Additional information about the Mutual Funds offered by the Plan can be found in the *Quarterly Performance Report* or on the Investment Provider websites.

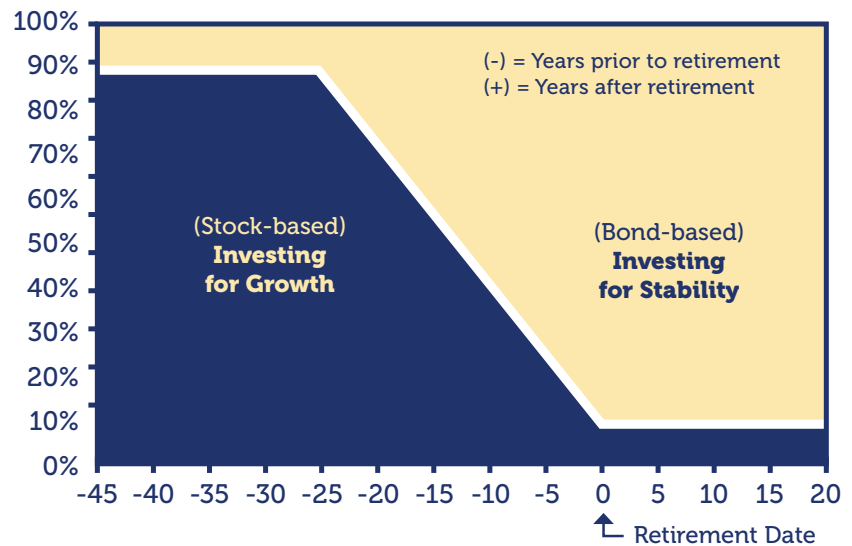


Fixed Accounts

Fixed Accounts are much like savings accounts that gain a predetermined amount of interest, guaranteed through the end of the quarter. Participants can use the Fixed Account to minimize risk and diversify investments. Each Investment Provider offers a Fixed Account, guaranteeing a certain return for the quarter. The assets in Fixed Accounts are backed by the financial strength of the insurance companies offering these products.

Target Date Funds

Target Date Funds provide a diverse mix of investments (stocks, bonds, and cash equivalents) that periodically and automatically adjust over time to grow more conservative as you near your target retirement date. Refer to the graph on the right for an illustration of how a typical Target Date Fund invests your assets over the course of a career. As you can see, Target Date Funds automatically adjust your investments for you. Early in your career you are primarily allocated in growthbased investments. Over time, you are primarily allocated in more stable investments as you gradually near retirement.



These graphs are for general information purposes only and do not disclose the actual investment strategy of any Mutual Fund, Fixed Account, or Target Date Fund products in the Florida Deferred Compensation Plan.

Investment Returns

Fixed Account Returns are guaranteed for the current quarter and are credited & compounded daily. Investment costs are included in the returns of the Fixed Accounts, and assets are subject to the Explicit Fee. The assets in the Fixed Accounts are backed by the financial strength of the insurance companies offering them. Additionally, the Office of Insurance Regulation analyzes the financial condition of the insurance companies on a quarterly basis. Fees are included in the returns of the Fixed Accounts.

Highest and Lowest Mutual Fund Returns

Mutual Fund	Ticker Symbol	Fund Category	Five-Year Return*	Investment Provider
Fidelity Advisor Technology	FADTX	Equity Sector Information Tech	20.22	Corebridge
Fidelity Blue Chip Growth	FBCGX	Equity US	17.67	Nationwide
Dodge & Cox Stock	DOXGX	Equity US	17.19	Voya
T. Rowe Price New Horizons	PRJIX	Equity US Sm & Mid Cap	0.63	Nationwide
Fidelity US Bond Index	FXNAX	Bond USD Medium Term	-0.48	Voya
American Funds Capital World Bond	RCWGX	Bond Global USD	-1.45	Corebridge



Highest



Lowest

*(Net of Fees) as of 9/30/2025

Fixed Account Returns

Fixed Account Returns are guaranteed for the current quarter and credited & compounded daily. The assets in the Fixed Accounts are backed by the financial strength of the insurance companies offering them. Additionally, the Office of Insurance Regulation analyzes the financial condition of the insurance companies on a quarterly basis.

Nationwide Retirement Solutions (Not to fall below 2.50%)		Corebridge Financial (Not to fall below 1.00%)		Voya (Not to fall below 2.00%)	
4th Quarter 2025	3.25%	4th Quarter 2025	3.20%	4th Quarter 2025	3.15%
3rd Quarter 2025	3.20%	3rd Quarter 2025	3.20%	3rd Quarter 2025	3.00%

*4th Quarter 2025 returns have been declared by the respective Investment Provider.

Target Date Fund Returns

The table below shows the five-year rate of return for each Target Date Fund offered by the Investment Providers of the Florida Deferred Compensation Plan. The target retirement date is the approximate year a Participant turns 65. Find your year of birth and target retirement year to review the three options. Select the option you think is right for you.

Target Date Funds	Year of Birth and Target Retirement Year									
	1953-1957	1958-1962	1963-1967	1968-1972	1973-1977	1978-1982	1983-1987	1988-1992	1993-1997	1998-2002
	2020	2025	2030	2035	2040	2045	2050	2055	2060	2065
Investment Providers & Funds	Five-Year Return (Net of Fees) as of 9/30/2025									
Corebridge: American Funds	7.22	7.62	8.79	10.27	11.59	11.90	11.93	11.95	11.95	11.96
Nationwide: T. Rowe Price Retirement Active Trust	7.31	7.98	9.00	10.14	11.10	11.85	12.02	12.06	12.06	n/a
Voya: Vanguard Target Retirement	6.03	7.38	8.50	9.56	10.62	11.66	12.20	12.20	12.20	12.20

Target Date Fund Returns above demonstrate past performance. Future returns will vary. Please contact the Investment Provider to ensure investment selection is appropriate for personal retirement goals. For employees born before 1953 or after 2002 contact the Bureau of Deferred Compensation at 877-299-8002 for more details.